

# PERSONAL STORAGE LOCKERS



## PRODUCT OVERVIEW

**DESIGN FLEXIBILITY:** Personal Storage Lockers adapt to almost any need and space with the magnitude of sizes and options available. With a full range of dimensions, choice of drawer, door options, and a broad range of interior accessories, Freestyle Personal Storage Lockers provide ultimate flexibility.

**LONG-TERM SOLUTION:** The durability and heavy-duty construction of the Personal Storage Lockers ensures their strength through years of aggressive usage. The ability to reconfigure on-site throughout the life of the locker ensures that this longterm locker solution adapts to changing needs over time.

LOCKER TYPE	STANDARD DIMENSIONS		
	HEIGHT	WIDTH	DEPTH
FULL-HEIGHT	72", 84", 90"	12", 18", 24", 30", 36"	24"
TIERED	72"	12", 18", 24"	24"

**BIM MODELS:** Personal Storage Locker BIM models can be accessed on <https://fetchbim.com/bim-library/room-segments/personal-storage-lockers>.

## STANDARD PRODUCT FEATURES & BENEFITS

FEATURE	BENEFIT
Ability to reconfigure, on-site, throughout life of the locker	Personal Storage Lockers are adaptable to ensure that they always meet the storage needs and demands of users.
18-gauge steel double-wall, welded box construction doors	Durable locker doors that are strong enough to withstand years of aggressive usage.
Air extraction ready	A number of standard features have been engineered to naturally promote air flow circulation within the locker. Air extraction mechanicals can be added at any time during or after installation to increase air ventilation in locker.
Numerous available accessories	A robust list of available accessories for Storage Lockers ensures that all storage needs are met. Many of the optional accessories are adjustable and configurable within the locker.
Lock options available	Lockers are available with several different lock options, including: no lock (hasp only for padlock), keyed lock, and combination lock, to provide secure storage of personal belongings.
Power ready	All Personal Storage Lockers are designed for modular plug-and-play electrical duplex outlets to bring power to lockers for chargers, shavers, laptops, and other devices. Duplex outlets can be added to locker at any time.

## FULL-HEIGHT LOCKER CABINET DESIGN OPTIONS

### AVAILABLE DIMENSIONS

Widths 12", 18", 24", 30", 36"

Depths 24"

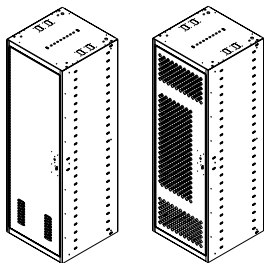
Heights 72", 84", 90"



### DOOR OPTIONS

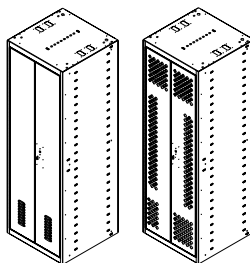
#### Single Door

Available in Plain or Diamond-perforated



#### Double Door

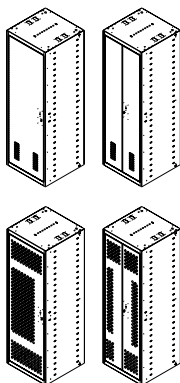
Available in Plain or Diamond-perforated



### DRAWER OPTIONS

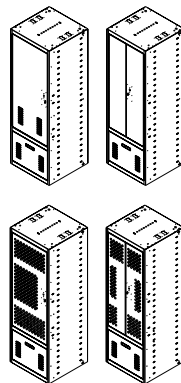
#### No drawer/ Full-height Door

Available on 72" high units in widths 12", 18", 24", 30" 36"



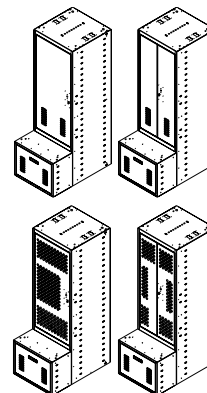
#### 18" High External Access Drawer

Available on all 72", 84", 90" high units in 18", 24", 30", 36" widths



#### 18" High Bench Drawer

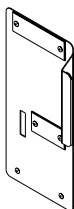
Available on all 72", 84", 90" high units in 18", 24", 30", 36" widths



### LOCK OPTIONS

#### No Lock

(hasp only for padlock)



#### Keyed Lock

(with master keys and "slam-lock" feature)



#### Combination Lock

(with master keys and "slam-lock" feature)



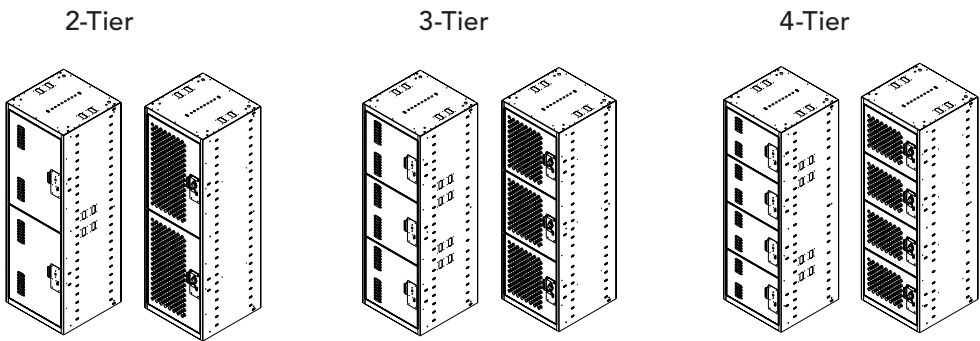
TIERED LOCKER CABINET DESIGN OPTIONS

AVAILABLE DIMENSIONS

Widths 12", 18", 24"  
Depths 24"  
Heights 72"



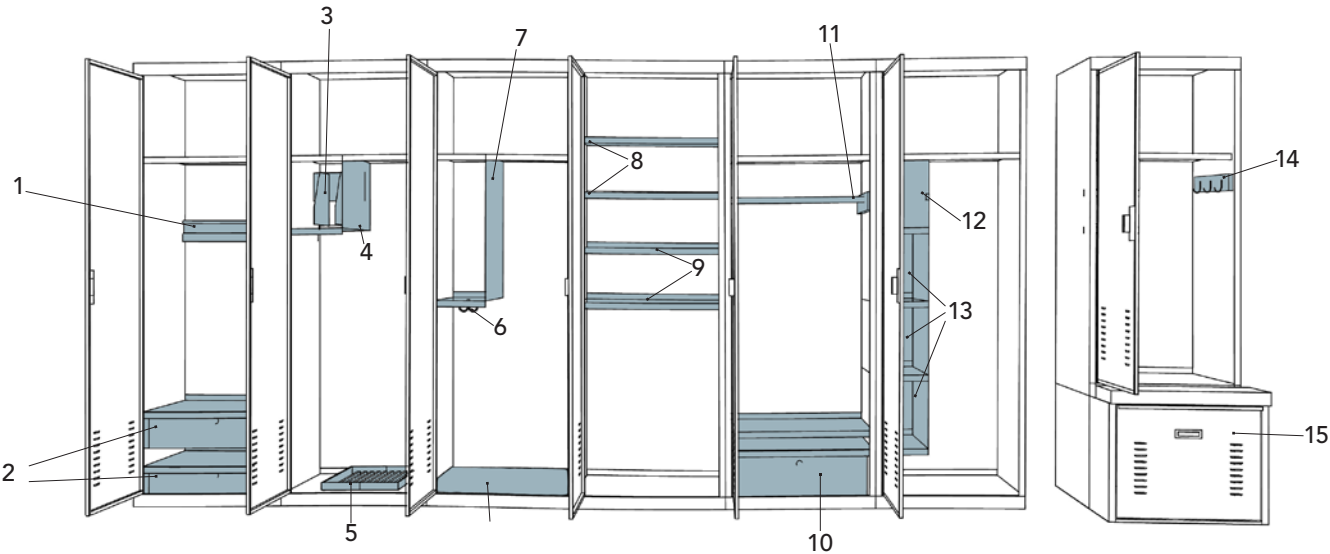
TIERED CONFIGURATIONS AVAILABLE



**DOOR OPTIONS** – Tiered Lockers are available in Plain or Diamond-Perforated Doors

**LOCK OPTIONS** – No Lock, Keyed Lock, or Combination Lock


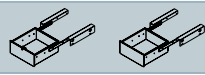

















INTERIOR LOCKER ACCESSORIES AVAILABLE\*



1	EZ Rail For PSL (Level)	6	Double-Hook Kit	11	Hanger-Bar Assembly Kit
2	6" Internal Drawers	7	24" Modular Shelf	12	Lock Box Conversion Kit (for Modular Shelf)
3	File Divider Kit (for Modular Shelf)	8	Full-Width Shelves (Standard capacity)	13	6" Modular Shelves
4	12" Modular Shelf	9	Full-Width Shelves (Heavy-duty capacity)	14	Hook Bracket Hanger Assembly Kit
5	Boot Tray	10	9" Internal Drawer	15	(Inside) Body Armor Drying Rack

\*For additional information and images of the available interior accessories, please see next page.

## PERSONAL STORAGE LOCKERS

	ACCESSORY	DESCRIPTION
	FULL-WIDTH SHELVES	Available in Standard, Heavy-Duty, and Louvered capacities
	INTERNAL DRAWERS	Internal Drawers are available with or without a locking feature. Available in heights: 6" or 9", and for locker widths: 18", 24", 30", 36"
	EZ RAIL FOR PSL	Available in two versions – Level and Sloped – attaches to the inside of the locker and can support various storage accessories
	SUPPORT RAIL FOR PSL	Has two rows of slots to accommodate standard weapons storage system Barrel Support or receiver mounting accessories, as well as the special divider for storing items like weapons and cases
	UNIVERSAL BASE FOR PSL	Provides the capability of using standard Stock Cups for weapons storage within the locker. Hooks into the lances on the side of the locker or sits in the bottom of the locker
	BODY ARMOR DRYING RACK	Perforated with louvers, is powder-coated, and sits in the top of the inside of drawer (bench drawer only)
	HOOK BRACKET HANGER ASSEMBLY KIT	Contains bracket with three factory installed single hooks and can be mounted on any of the lances on either side of the locker
	HANGER-BAR ASSEMBLY KIT	Contains 2 brackets and a single hanger bar. Brackets mount on lances on either side of locker, with bar mounted between them
	DOCUMENT HOLDER	Rivets onto the inside of the locker door and can be used for storing items like notebooks, files or clipboards (Not compatible with diamond perforated doors)
	BOOT TRAY	Molded rubber with a lip around the outside, preventing water from running out of the tray. Also has a raised inside pattern to prevent boots from sitting directly in the water
	MIRROR	Approximately 4" wide by 6" high magnetic mirror, made from plastic to help prevent breaking
	DROP-IN FLOOR	Used when locker bottom is exposed, becomes the locker floor when external drawer is not used
	MODULAR SHELF	"L"-shaped shelf that can be used in various capacities, especially when combined with other accessories. Available in heights: 12" or 24", and Plain or Cut-Out for Garment Hanger configurations
<b>ACCESSORIES THAT CAN BE USED WITH MODULAR SHELF</b>		
	ADJUSTABLE SHELF	Additional shelf which hooks into the Modular Shelf, also contains slots for file dividers. Not compatible with the Lockable Box Kit
	LOCKABLE BOX CONVERSION KIT	Door with hasp for converting one 12" high Modular Shelf (not compatible with 24" high) into a compartment that is lockable with a lock provided by others. Not compatible with the Adjustable Shelf
	BACK STOP	Use to prevent tall items from falling backwards off the Modular or Adjustable Shelf
	FILE DIVIDER KIT	Contains a Back Stop (1) and File Dividers (2) for use with the Adjustable or Modular Shelf
	SINGLE-HOOK KIT	Contains single hook (1) and rivets (2)
	DOUBLE-HOOK KIT	Contains a double-hook (1) and rivets (2)
	MODULAR SHELF MAT	Rubber mat, sized to fit Modular Shelf openings



2535-B E. State Hwy 121  
 Lewisville, TX 75056  
 Phone: 800.803.1083  
 bim.southwestsolutions.com