

MEDICAL CARTS & CABINETS
FOR CLINICAL SETTINGS



MRI
PEDIATRIC
INFECTION CONTROL
ANESTHESIA
EMERGENCY PULBOTOX
CRASH
ORTHOPEDIC
MEDICATION
DIFFICULT INTUBATION



● ● ● ● ●
SOUTHWEST SOLUTIONS GROUP
business organization systems

www.southwestsolutions.com

Toll Free 1-800-803-1083

Harloff Products Are Used Throughout Hospitals in a Wide Range of Clinical Settings, Including:

1. Emergency crash carts to treat those who have suffered serious and life-threatening physical injury
2. Orthopedic casting-splinting carts for the treatment of strains, sprains and fractures
3. Anesthesia carts used in operating rooms and surgery centers
4. MR-Conditional carts tested for use in 3-Tesla MRI environments
5. Infection control carts and stations that reduce the risk of infection
6. Treatment and procedure carts used for everything from wound care to phlebotomy
7. Medication carts compatible with hospital medication distribution systems
8. Narcotics cabinets that allow medical staff to maintain physical security of controlled substances
9. Wood look carts and cabinets that are hospital grade and aesthetically appealing
10. Medical storage carts and cabinets to strengthen supply chain management



1. Emergency



2. Orthopedic



3. Anesthesia



4. MRI Suites



5. Infection Control



6. Treatment



7. Medication



8. Narcotics



9. Wood Look

TABLE OF CONTENTS



Emergency & Critical Care Carts 3-14



Orthopedic Casting & Splinting Carts 15-17



Anesthesia Carts & Workstations 18-35



Magnetic Resonance Conditional Carts 36-39



Infection Control Carts & Stations 40-45



Treatment & Procedure Carts 46-54



Medication Carts 55-62



Narcotics & Medicine Cabinets 63-66



Wood-Look Carts & Cabinets 67-70



Medical Storage & Inventory Solutions 71-75



Accessories 77-85

Dimensions & Specifications 87-96

(Subject to change without notice)

EMERGENCY & CRITICAL CARE CARTS



HARLOFF
IS A MARKET LEADER
IN STORAGE
SOLUTIONS DESIGNED
FOR EMERGENCY DEPARTMENTS,
ICU CORONARY CARE AND
URGENT CARE CENTERS



Harloff tailors emergency carts to meet your needs. In addition to the many standard configurations shown, we are well known for our custom capabilities. Whether it's changing carts to custom lock and drawer configurations, creating specialized accessories for unique facility requirements, or designing and building specially-sized carts, just ask our Sales Team for a quote to meet your needs.

UNIVERSAL LINE

Lightweight Aluminum, Modern Design, Superior Features



A Grab-and-Go Top Rail/Push Handle



B Rounded Corners



C Convenient Pull-Out Shelf



D Stabilizing Pontoon Bumpers



E Sturdy Breakaway Lock Bar



Harloff's Universal Line features lightweight aluminum construction with a modern design at an affordable price. Multiple security systems are available, including breakaway, key lock, mechanical combination and electronic lock with optional audit trail. Three body heights are offered, along with multiple drawer configurations.

EMERGENCY & CRITICAL CARE CARTS

UNIVERSAL LINE

Lightweight Aluminum, Modern Design, Superior Features



AL808B5
Medium Five Drawer



AL809B6
Tall Six Drawer



AL810B7
Super Seven Drawer

FEATURES & BENEFITS

- Six standard models in three cabinet heights with a wide variety of drawer configurations.
- Breakaway lock with 100 plastic numbered seals
- Internal pull-out shelf
- Top rail/push handle
- Removable plastic top
- Five inch full swivel casters, one with brake, one directional
- Protective extended pontoon bumpers for stability
- Ball-bearing full extension drawer slides
- Pre-specified drawer configuration
- Available in aluminum or steel
- Powder coat finish—17 colors available

EMG emergency package upgrade includes:

- D/E oxygen cylinder holder
- Height adjustable IV pole
- Rear-mounted cardiac board
- Two each, utility hooks
- Two each, drawer trays with adjustable dividers



AL809B6-EMG



AL810B7-EMG

The above carts include EMG Emergency Accessory Package Upgrades

ELECTRONIC LOCKING

Keyless Entry, Immediate Access



EKC Key Pad

FEATURES & BENEFITS

- Electronic access provides greater control over critical supplies, narcotics and medications
- Automatically relocks
- Prevent theft or tampering by unauthorized individuals
- Designed to meet compliance requirements and best practice security standards for crash carts
- Immediate access during emergencies with keypad (EKC Models) or with proximity badge reader (ELP Models)
- Assign access rights for up to 250 users per cart, dual credentialing also available
- Audit trail available for last 1500 events by user, time and date
- Batteries are easily replaced by user
- Delivered mostly assembled



AL809EKC6-EMG

Universal line, Six Drawer, Specialty Package
(Shown with additional Breakaway Lock Bar)



41037

Lock Reader Card Badges
for Proximity Lock Cart



41053

Lock Reader Tags for
Proximity Lock Cart



41052

LockView Software and Dongle with RJ-11 Cable
allows use to interact with electronic lock through
laptop computer to perform mass programming
and viewing of audit trail.

EMERGENCY & CRITICAL CARE CARTS

CLASSIC LINE—TALL CABINETS

Standard Model, High Quality



6400
Tall Six Drawer



6403
Tall Five Drawer, with bottom
compartment, flip-up door,
Specialty Package



6401
Tall Six Drawer,
Specialty Package

FEATURES & BENEFITS

- QuickShip applies to 6300Q, 6301Q, 6400Q and 6401Q, red only, in quantities of five or less. Ships within five business days after receipt of order
- Breakaway locking system with 100 plastic numbered seals
- Unibody steel construction (also available in aluminum)
- Removable plastic top
- Top rail/push handle
- Ball-bearing full extension drawer slides
- Full wrap-around vinyl bumper on separate steel frame
- Five inch full swivel casters, one with brake, one directional
- Cart is delivered with wheels installed to reduce set-up time
- Powder coat finish—17 colors available
- Full range of accessories shown at end of catalog



6411
Tall Six Drawer, Super Stat, Specialty Package



CLASSIC LINE—SHORT CABINETS

Standard Model, High Quality



6300
Short Four Drawer



6330
Short Five Drawer



6301
Short Four Drawer,
Specialty Package

Specialty Package for 6301, 6331, 6401 and 6403 includes:

- IV pole
- Drop shelf
- Four each, utility hooks
- Cardiac board
- Oxygen tank holder
- Three each, six compartment trays
- Three each, seven compartment trays

Specialty Package for 6411 includes above items plus:

- Three each, utility hooks
- Hospital grade six-socket outlet strip with 15 foot cord and cord wrap
- Stainless steel defibrillator shelf
- Suction unit shelf
- Chart holder
- Locking sharps container (five qt.), and glove box holder
- Two each, large utility baskets
- One each, small utility basket
- Two each, six compartment drawer trays (fit three per drawer)
- One each, seven compartment drawer tray (fit three per drawer)
- Two each, three inch drawer trays with adjustable dividers (fit two per drawer)
- Four each, six inch drawer trays with adjustable dividers (fit two per drawer)



6331
Short Five Drawer, Specialty Package

EMERGENCY & CRITICAL CARE CARTS

CLASSIC LINE PEDIATRIC RESUSCITATION CARTS

Standard Model, High Quality



6400PEC
Nine Drawer



6401PEC
Nine Drawer, Specialty Package

FEATURES & BENEFITS

- Harloff addresses the special challenges of treating pediatric patients with a standard product featuring color-coded drawers for size specific equipment
- Children vary in size, requiring different sizes of emergency supplies. Harloff's pediatric emergency carts have nine drawers to store the multiple sizes of supplies to bridge this gap
- After the child is measured, the right sized equipment is selected from the appropriate drawer
- Each drawer features its own breakaway lock which ensures immediate access to critical supplies and easier restocking
- Cart is designed to be compatible with popular pediatric color coding system. Includes painted drawer identifiers

Specialty Package for ncludes:

- IV pole
- Oxygen tank holder
- Drop shelf
- Four each, utility hooks
- Cardiac board



Separated Breakaway Locks

V-SERIES

Economical Value, Broad Application



V24-4B
Short Four Drawer



V30-6B
Tall Six Drawer



V24-4EMG
Short Four Drawer, Specialty Package



V30-6EMG
Tall Six Drawer, Specialty Package

FEATURES & BENEFITS

- QuickShip applies to V30-6BQ, V30-6EMGQ, V24-4BQ and V24-4EMGQ, red only, in quantities of 5 or less. Ships within 5 business days after receipt of order
- Breakaway locking system with 100 plastic numbered seals
- Ball-bearing full extension drawer slides
- Five inch full swivel casters, two with brake
- Stabilizing bumper frame with extended front casters and four corner bumpers
- Cart is delivered with wheels installed to reduce set-up time
- Powder coat finish—17 colors available
- V-Series specific accessories shown at end of catalog
- V-Series accessories are customer installed

Specialty Package includes:

- IV pole
- Cardiac board
- Oxygen tank holder
- Powder coated steel top rail/push handle
- Drop shelf

EMG2 Package Available, includes accessories above plus:

- Plastic top
- Three each, six compartment trays
- Three each, seven compartment trays

EMERGENCY & CRITICAL CARE CARTS

GENERAL PURPOSE LINE

Narrower Cabinet for Limited Space



6140
Six Drawer



6130
Five Drawer



6145
Four Drawer

FEATURES & BENEFITS

- Side rail/push handle (6140, 6130, 6140, 6145)
- Narrower cabinet for limited space
- Breakaway locking system with 100 plastic numbered seals
- Unibody steel construction
- Ball-bearing full extension drawer slides
- Full wrap-around vinyl bumper on separate steel frame
- Five inch full swivel casters, one with brake, one directional
- Cart is delivered with wheels installed to reduce set-up time
- Powder coat finish—17 colors available
- GP-Line accessories, such as drawer trays, are unique to this product line and are shown at end of catalog

Specialty Package includes:

- Top rail/push handles
- Plastic top



6161
Three Drawer with Storage
Compartment, Specialty Package

MINI LINE

Compact Design, Small Footprint



3145B
Short Five Drawer



3156B
Tall Six Drawer



3145B-EMG
Short Five Drawer,
Specialty Package



3156B-EMG
Tall Six Drawer,
Specialty Package

FEATURES & BENEFITS

- Narrow design with reduced footprint
- Suitable for hospitals, clinics and doctor offices with both space and budget constraints
- Compact space-saver design makes cart ideal for rooms where space is limited
- Two cabinet heights - with vertical drawer space of 24 inches or 30 inches
- All steel construction
- Breakaway locking system with 100 plastic numbered seals
- Removable plastic top
- Ball-bearing full extension drawer slides
- Three inch stem casters, all full swivel, two with brake
- Bumper and five inch casters available, see our 3200 Series
- Specific accessories and drawer organizers shown at end of catalog
- Powder coat finish-17 colors available

Specialty Package includes:

- IV pole
- Oxygen tank holder
- Cardiac board
- Aluminum push handle/side rail



Bumper and five inch casters available,
see our 3200 Series



3256B-EMG
Tall Six Drawer,
Specialty Package

EMERGENCY & CRITICAL CARE CARTS

MR-CONDITIONAL CARTS

Can be used in 3-Tesla MRI environments



MRN6B
Six Drawer, Narrow



MRN6B-EMG
Six Drawer, Narrow,
Specialty Package



MR7B-EMG
Seven Drawer, Specialty Package

FEATURES & BENEFITS

- Harloff's MRI Carts are tested MR Conditional by ASTM Standard, and can be used in 3-Tesla MRI Environments
- These carts are built of non-ferrous aluminum, plastic and stainless steel for safe daily use in highly magnetic environments up to spatial gradient magnetic field of 720-Gauss/CM or less
- Two cabinet sizes available, narrow and standard

Specialty Package includes:

- IV pole
- Oxygen tank holder
- Four each, utility hooks
- Cardiac board
- Two each, full drawer trays with adjustable dividers



MR6B
Six Drawer

EMERGENCY & CRITICAL CARE CARTS

COMMON ACCESSORIES FOR EMERGENCY (FOR COMPLETE LIST SEE PAGES 77-85)



3" Drawer Tray with Fixed Dividers
(matrix #1 with 33 fixed compartments)
680520 - compatible with Classic Line,
Universal Line and V-Series



3" Drawer Tray with Adjustable Dividers
68530-P1 - compatible with Classic
Line, Universal Line and V-Series
68630-P1 - compatible with GP-Line
68620-P1 - compatible with Mini-Line



6" Exchange Tray with Adjustable Dividers
681502 - compatible with Classic Line,
Universal Line and V-Series
(fits two per drawer)



9" and 12" Drawer Divider Set
(3 long and 2 short)
680503 - compatible with Classic Line,
Universal Line and V-Series
680502-MINI2 - compatible with Mini-Line



Locking Narcotics Drawer
(full locking lid in 3" drawer)
68143 - compatible with Classic Line
UL-DRW3NARC-FULL - compatible with
Universal Line



Cardiac Board
680406 - compatible with Classic Line,
GP-Line
UL-CARDBRD - compatible with
Universal Line
MINI-CARDBRD - compatible with
Mini-Line
VS-CARDBRD - compatible with
V-Series



IV Pole, 2 Prong
680401 - compatible with Classic Line,
GP-Line, and Mini-Line
UL-IV2 - compatible with
Universal Line
VS-IV2 - compatible with
V-Series



Oxygen Tank Bracket for
D/E Cylinders (painted aluminum)
AL680403 - compatible with
Classic Line, GP-Line, Mini-Line
UL-AL02 - compatible with
Universal Line
VS-AL02 - compatible with V-Series



Defibrillator Shelf, Stainless Steel, Inside
Dimensions: 12" x 20"
680321 - compatible with Classic Line,
GP Line
UL-DEFIB - compatible with Universal Line



Side Mounted Drop Shelf (without lip)
680300 - compatible with Classic Line,
Mini-Line and GP-Line
VS-DRPSHELF - compatible with
V-Series



Aluminum Glove Box Holder, Single,
Mounts directly to cart body
AL2362 - compatible with Classic Line,
GP Line, Mini-Line, Universal Line
VS-GLVBOX - compatible with
V-Series



Utility Basket with Mounting Brackets
680447 - compatible with Classic
Line, GP Line, Mini-Line, Universal
Line



Suction Unit Holder with Corner Bumpers
680305 - compatible with Classic Line,
GP Line, Mini-Line, Universal Line



Electrical Outlet Strip, Hospital Grade, 6
Socket, 15' Cord (with cord wrap)
680404 - compatible with Classic Line,
GP Line, Mini-Line
UL-OUTLET - compatible with Universal Line






Bemis® Locking Sharps Container Holder,
Includes 5 qt. Sharps Container
684810 - compatible with Classic Line,
GP Line, Mini-Line, Universal Line



Bemis® Plastic Waste Container,
3 gal., with Mounting Bracket
684801 - compatible with Classic
Line, GP Line, Mini-Line,
Universal Line
VS-3GWASTE - compatible with
V-Series

ORTHOPEDIC CASTING & SPLINTING CARTS



"AFTER SEVERAL MONTHS OF USING HARLOFF'S CASTING/SPLINTING SUPPLY CART IN MY MEDICAL PRACTICE, I CANNOT COME UP WITH MUCH TO IMPROVE IT. IT REALLY IS A GREAT PRODUCT."

DR. DAVID SKAGGS
ASSOCIATE PROFESSOR
ORTHOPEDIC SURGERY
LOS ANGELES CHILDREN'S HOSPITAL

Harloff's Orthopedic Casting-Splinting Supply Cart is designed for use in emergency departments, urgent care centers, ambulatory surgery centers and hospital based orthopedic surgery services.

ORTHOPEDIC CASTING & SPLINTING CARTS

STAINLESS STEEL

Turns Any Room Into a Casting Area



6025
Eight Drawer,
Deluxe Accessory Package



6020
Eight Drawer



6025M-TC
Eight Drawer, Mechanical
Combination Push-Button Lock,
Deluxe Accessory Package and
Top Compartment

FEATURES & BENEFITS

- All cast carts available with three different lock types: breakaway, key-locking, mechanical combination push-button.
- Full wrap-around vinyl bumper on separate stainless steel base
- Five inch full swivel casters, one with brake, one directional
- Ball-bearing full-extension drawer slides
- Cart is delivered with wheels installed to reduce set-up time
- Designed in conjunction with orthopedic technicians to maximize functionality
- All Cast Carts Include:
 - Stainless steel bucket holder with vinyl mat
 - Aluminum towel bar
 - 24 inch stainless steel ruler on top of cart
 - Internal drawer dividers arrange multiple sizes of casting supplies
- Stainless Steel construction allows for more aggressive cleaning of spilled casting materials (**6025, 6020**)

Deluxe Accessory Package includes:

- Stainless steel folding side shelf
- Stainless steel side storage cabinet
- Swivel tourniquet/pump pole
- Scissors cable (scissors not included)



Casting Instruments - Top Drawer



Orthopedic Soft Goods - 3" Drawers



Plaster of Paris Bandages - 6" Drawer

ORTHOPEDIC CASTING & SPLINTING CARTS

PAINTED STEEL

Turns Any Room Into a Casting Area



6030
Eight Drawer



6035
Eight Drawer,
Deluxe Accessory Package



602002 Stainless Steel Side
Storage Cabinet



602001 Stainless Steel
Folding Shelf



602106 Top Compartment for
3M® and BSN splinting supplies

FEATURES & BENEFITS

- Sturdy steel construction with durable powder coat finish
- Full wrap-around vinyl bumper on separate steel base
- Five inch full swivel casters, one with brake, one directional
- Ball-bearing full-extension drawer slides
- All Cast Carts Include:
 - Stainless steel bucket holder with vinyl mat
 - Aluminum towel bar
 - 24 inch stainless steel ruler on top of cart
 - Internal drawer dividers arrange multiple sizes of casting supplies
- Cart is delivered with wheels installed to reduce set-up time
- Designed in conjunction with orthopedic technicians to maximize functionality



602007 Tourniquet
Pump Pole



All cast carts can be upgraded to three different lock types: breakaway, key locking, or mechanical combination pushbutton. Part numbers vary by lock, with 'B' added for break-away, 'K' added for key lock, and 'M' added for mechanical combination.



602004 Scissors Cable
(Scissors not included)

ANESTHESIA CARTS & WORKSTATIONS



THE CHANCES OF A HEALTHY PATIENT
SUFFERING AN INTRAOPERATIVE DEATH
ATTRIBUTABLE TO ANESTHESIA
IS LESS THAN 1 IN 200,000
WHEN AN ANESTHESIOLOGIST IS
INVOLVED IN PATIENT CARE.

Harloff manufactures medical equipment used in surgical workplaces that promote improvements in operating room utilization and efficiency.



ANESTHESIA CARTS & WORKSTATIONS

UNIVERSAL LINE

Lightweight Aluminum, Modern Design, Superior Features



A Grab-and-Go Top Rail/Push Handle



B Pull-Out Shelf



C Available in Key, Mechanical Combination or Electronic Lock



D Rounded Corners



E Stabilizing Pontoon Bumpers



Harloff's Universal Line features modern design at an affordable price. Multiple security systems are available, including breakaway, key lock, mechanical combination and electronic lock with audit trail. All aluminum body and drawers are lightweight, do not corrode or rust and are built to last.

UNIVERSAL LINE – TALL CABINETS

Lightweight Aluminum, Modern Design, Superior Features



AL809K6
Tall Six Drawer



AL809M6
Tall Six Drawer, Keyless Entry

FEATURES & BENEFITS

- Six standard models in three cabinet heights and multiple standard accessory packages.
- Selection of key, mechanical combination, or electronic lock
- Internal pull-out shelf
- Top rail/push handle
- Removable plastic top
- Ball-bearing full extension drawer slides
- Protective extended pontoon bumpers for stability
- Five inch full swivel casters, one with brake, one directional
- Pre-specified drawer configuration



AL809M6-ANS
Tall Six Drawer, Keyless Entry with
ANS Package



ANS anesthesia package upgrade includes:

- Three tier back rail system
- Four each, side mount rails
- Six socket hospital grade electrical outlet with 15 foot cord and cord wrap.

ANS2 deluxe anesthesia package upgrade includes all ANS package items plus:

- Six compartment tilt bin
- Label holder
- Catheter box
- Three gallon sharps container
- Three gallon waste container
- Three inch full drawer tray with dividers
- Two each, six inch exchange trays
- Nine inch drawer divider set

ANESTHESIA CARTS & WORKSTATIONS

UNIVERSAL LINE - MEDIUM CABINETS

Lightweight Aluminum, Modern Design, Superior Features



AL808K5
Medium Five Drawer



AL808M5
Medium Five Drawer,
Keyless Entry

FEATURES & BENEFITS

- Six standard models in three cabinet heights and multiple standard accessory packages.
- Selection of key, mechanical combination, or electronic lock
- Internal pull-out shelf
- Top rail/push handle
- Removable plastic top
- Protective extended pontoon bumpers for stability
- Five inch full swivel casters, one with brake, one directional
- Ball-bearing full extension drawer slides
- Pre-specified drawer configuration



AL808K4
Medium Four Drawer



AL808M5-ANS
Medium Five Drawer, Keyless Entry with ANS Package

UNIVERSAL LINE – SUPER CABINETS

Lightweight Aluminum, Modern Design, Superior Features



AL810M7

Super Seven Drawer,
Keyless Entry



AL810K7

Super Seven Drawer



AL810M7-ANS

Super Seven Drawer, Keyless Entry with ANS Package



ANS anesthesia package upgrade includes:

- Three tier back rail system
- Four each, side mount rails
- Six socket hospital grade electrical outlet with 15 foot cord and cord wrap.

ANS2 deluxe anesthesia package upgrade includes all ANS package items plus:

- Six compartment tilt bin
- Label holder
- Catheter box
- Three gallon sharps container
- Three gallon waste container
- Three inch full drawer tray with dividers
- Two each, six inch exchange trays
- Nine inch drawer divider set

ANESTHESIA CARTS & WORKSTATIONS

ELECTRONIC LOCKING

Keyless Entry, Audit Trail



AL809EKC6
Universal Line, Six Drawer



AL3255EKC
Mini Line, Five Drawer



AL809EKC6-ANS
Universal Line, Six Drawer
with ANS Package

FEATURES & BENEFITS

- Electronic access provides greater control over critical supplies, narcotics and medications
- Automatically relocks
- Key lock over-ride for emergency access
- Prevent theft or tampering by unauthorized individuals
- Designed to meet compliance requirements and best practice security standards
- Immediate access with keypad (EKC Models) or with proximity badge reader (ELP Models)
- Assign access rights for up to 250 users per cart, dual credentialing also available
- Audit available trail for last 1500 events by user, time and date
- Battery operated with an LED low battery indicator



EKC Key Pad



41052
LockView Software and Dongle with RJ-11 Cable allows use to interact with electronic lock through laptop computer to perform mass programming and viewing of audit trail.

CLASSIC LINE-TALL CABINETS

High Quality, Standard Model



6451
Six Drawer, Specialty Package



6450
Six Drawer



7450
Six Drawer, Keyless Entry

FEATURES & BENEFITS

- QuickShip applies to 6450Q, beige only, in quantities of five or less. Ships within five business days after receipt of order
- Key lock with two keys (**6451, 6450**)
- Mechanical combination push-button lock is equipped with a key lock over-ride. (**7450, 7451**)
- Unibody steel construction
- Removable plastic top
- Two each, aluminum push handle/side rail (**6450, 7450**)
- Ball-bearing full extension drawer slides
- Full wrap-around vinyl bumper on separate steel frame
- Five inch full swivel casters, one with brake, one directional
- Cart is delivered with wheels installed to reduce set-up time
- Powder coat finish-17 colors available
- Full range of accessories and drawer organizers shown at end of catalog

Specialty Package includes:

- Raised back rail system with two horizontal rails
- Four each, aluminum push handle/side rails



7451
Six Drawer, Keyless Entry,
Specialty Package

CLASSIC LINE—SHORT CABINETS

High Quality, Standard Model



6351
Four Drawer,
Specialty Package



6350
Four Drawer



7351
Four Drawer, Keyless Entry,
Specialty Package

FEATURES & BENEFITS

- QuickShip applies to 6350Q, beige only, in quantities of 5 or less. Ships within five business days after receipt of order
- Unibody steel construction
- Key lock with two keys (**6350, 6351**)
- Mechanical combination push-button lock is equipped with a key lock over-ride. (**7351, 7350**)
- Removable plastic top
- Two each, aluminum push handle/side rails (**6350, 7350**)
- Ball-bearing full extension drawer slides
- Full wrap-around vinyl bumper on separate steel frame
- Five inch full swivel casters, one with brake, one directional
- Cart is delivered with wheels installed; some accessories require user installation
- Powder coat finish—17 colors available
- Full range of accessories and drawer organizers shown at end of catalog

Specialty Package includes:

- Raised back rail system with two horizontal rails
- Four each, aluminum push handle/side rails



7350
Four Drawer, Keyless Entry

CLASSIC LINE-TALL WORKSTATIONS

Ultimate Storage and Organization Solution



7456

Six Drawer, Keyless Entry, Deluxe Package



6456

Six Drawer, with
Deluxe Package



6611

Eight Drawer,
Specialty Package



6610

Eight Drawer

FEATURES & BENEFITS

- Mechanical combination pushbutton lock eliminates the need for keys yet includes key lock over-ride for emergency access (**7456**)
- Key lock with two keys (**6456**)
- Unibody steel construction
- Removable plastic top
- Ball-bearing full extension drawer slides
- Full wrap-around vinyl bumper on separate steel frame
- Five inch full swivel casters, one with brake, one directional
- Cart is delivered with wheels installed to reduce set-up time
- Powder coat finish—17 colors available
- Full range of accessories and drawer organizers shown at end of catalog

Deluxe accessory package includes:

- Raised back rail system with two horizontal rails
- Four each, aluminum push handle/side rails
- Two each, three inch exchange trays
- Two each, six inch exchange trays
- Hospital grade six socket electrical outlet with 15 foot cord and cord wrap
- Tilt bin, with six compartments
- Tape and label dispenser
- Sharps and waste containers
- Catheter box
- Utility box
- Large utility basket
- Adjustable drawer divider set for 12 inch drawer

ANESTHESIA CARTS & WORKSTATIONS

CLASSIC LINE-MONITOR CARTS

High Quality, Standard Model



6650

Six Drawer, with Short Overhead Shelves



6651

Six Drawer, with Tall Overhead Adjustable Shelves

FEATURES & BENEFITS

- Short overhead shelf system with two shelves (**6650**)
- Tall overhead shelf system with two shelves offering multiple shelf mounting locations (**6651**)
- Key lock with two keys
- Full wrap-around vinyl bumper on extended width steel frame
- Five inch full swivel casters, one with brake, one directional
- Removable plastic top
- Aluminum push handle/side rail
- Hospital grade six socket electrical outlet with 15 foot cord and cord wrap (**6651**)
- Ball-bearing full extension drawer slides
- Cart is delivered with wheels installed to reduce set-up time
- Full range of accessories and drawer organizers shown at end of catalog
- Unibody steel construction
- Powder coat finish-17 colors available
- Extended bumper provides greater stability when shelves are loaded
- Cabinet and drawer design allows for customized drawer configurations
- Drawers are double-walled with no sharp edges



680319 – Overhead Shelf
(equipment not included)

CLASSIC LINE-DIFFICULT AIRWAY CARTS

Be Prepared for the Next Intubation Procedure



680350—Scope Cabinet Included

FEATURES & BENEFITS

- Stainless steel overhead shelf with velcro strap and adjustable back rail for accessories
- Locking scope cabinet, holds four scopes
- Unibody steel construction
- Removable plastic top
- Key lock with two keys
- Hospital grade six socket electrical outlet with 15 foot cord and cord wrap
- Oxygen tank holder
- Ball-bearing full extension drawer slides
- Five inch full swivel casters, one with brake, one directional
- Powder coat finish—17 colors available
- Extended bumper provides greater stability and encloses cabinet and oxygen tank
- Cart is delivered with wheels installed to reduce set-up time



6457

Six Drawer, with Key Lock, Specialty Package



68032—Stainless Steel Adjustable Shelf with Velcro Strap and Vinyl Mat Included

CLASSIC LINE-MALIGNANT HYPERTHERMIA CARTS

Hospital Grade Refrigeration



6640
Standard Package



6641
Specialty Package

FEATURES & BENEFITS

- Portable and economic solution for storage and transport of cooled glycol packs, cold saline IV solutions, and dantrolene (Dantrium) used to stabilize Malignant Hyperthermia.
- Cart can hold critical MH emergency supplies at the proper temperature in close proximity to areas where they are most likely needed.
- Breakaway locks show cart is stocked and allows for immediate access
- Compact refrigerator-freezer with front lock
- Internal fan for even temperature distribution
- Hospital grade plug and cord
- Cart ships with wheels assembled, so the cart does not need to be inverted to install the wheels, thereby protecting the refrigeration components

Specialty Package includes:

- IV Pole
- Full drawer tray organizer
- Side mounted drop shelf
- Top rail/push handle

MINI LINE

Compact Design, Small Footprint



3156K
Tall Six Drawer



3145M
Short Five Drawer, Keyless Entry



3156M-ANS
Tall Six Drawer, Keyless Entry,
Specialty Package

FEATURES & BENEFITS

- Narrow design with reduced footprint
- Suitable for hospitals, clinics and doctor offices with both space and budget constraints
- Two cabinet heights - with vertical drawer space of 24 inch (short) or 30 inch (tall)
- Available with key lock or keyless entry
- Steel construction
- Removable plastic top
- Ball-bearing full extension drawer slides
- Three inch full swivel stem casters, two with brake
- Powder coat finish—17 colors available
- Bumper and five inch casters available, see our 3200 Series

Specialty Package includes:

- Raised back rail system with two horizontal rails
- Two each, aluminum push handle/side rails
- Tilt bin, with six compartments



3245K-ANS
Short Five Drawer, Specialty Package



Bumper and five inch casters available,
see our 3200 Series

ANESTHESIA CARTS & WORKSTATIONS

MINI LINE

Lightweight Aluminum, Compact Design



AL3245K
Short Five Drawer



AL3256K
Tall Six Drawer



AL3255EKC
Tall Five Drawer, Electronic Lock

FEATURES & BENEFITS

- Lightweight aluminum construction
- Narrow design with reduced footprint
- Suitable for hospitals, clinics and doctor offices with both space and budget constraints
- Two cabinet heights - with vertical drawer space of 24 inch (short) or 30 inch (tall)
- Available with key lock or keyless entry
- Removable plastic top
- Ball-bearing full extension drawer slides
- New bumper system extends wheel base and stabilizes carts
- Five inch full swivel casters, one with brake, one directional
- Powder coat finish - 17 colors available

Specialty Package includes:

- Raised back rail system with two horizontal rails
- Two each, aluminum push handle/side rails
- Tilt bin, with six compartments



AL3256M-ANS
Tall Six Drawer, Keyless Entry,
Specialty Package

START CART

Reduce the Risk of Needle Sticks



FEATURES & BENEFITS

- Harloff's Start Cart was designed in conjunction with Children's Hospital, Boston to reduce the risk of needle sticks, while at the same time improving the efficiency of the IV or epidural procedure
- Clinicians no longer have to go back and forth to get supplies from a distant supply cart
- No longer use the patient's bed, stretcher or surgical operating room table as a work surface or trash can
- No longer risk leaving exposed needles on the patient's bed that may cause injury to the doctor, nurse, medical technician, or housekeeper
- Articulating arm allows clinician to work from sitting or standing position
- Two work surfaces
- Adjustable push handle in one inch increments
- Soft grip handles for moving cart from sitting position
- Three gallon sharps and waste containers make it easy to dispose of supplies
- 16 inch full extension drawer slides
- Keyless Drawer Retention Lock aka Toggle Latch (can be upgraded to key lock)
- Ballasted for stability and lower center of gravity
- Premium five inch casters make it easy to roll around the OR and patient rooms



Illustration of supplies used to start IV



3123

Four Drawer

MR-CONDITIONAL CARTS

For Use in 3-Tesla MRI Environments



MRN6K
Six Drawer, Narrow Body

FEATURES & BENEFITS

- Available in narrow space saving design or original full size
- Cart addresses needs of hospitals and imaging centers that perform an increased variety of procedures in MRI suites
- Provides transportation for MR Safe anesthesia machines and equipment
- Cart is tested safe for use in both 1.5 and 3.0 Tesla magnetic resonance environments (reports are available upon request)
- Glossy white cabinet and MRI decals identify cart as belonging in MRI suites
- Non-magnetic aluminum construction
- Contemporary design with rounded corners
- Specially sourced, low ferrous, ball-bearing full extension drawer slides
- BEST® brand key lock with two keys
- Full wrap-around vinyl bumper
- Five inch MR-Conditional full swivel casters, one with brake, one directional
- Stainless steel pull-out side shelf on right side of cart
- Replaceable plastic top with integrated push handles
- Specific MR compatible accessories and drawer organizers shown at end of catalog
- Powder coat finish – 17 colors available
- Cart is delivered with wheels installed to reduce set-up time

Specialty Package includes:

- Raised back rail system
- Four each, side rails
- Two each, full size drawer trays with dividers



MR6K-MAN
Six Drawer, Standard Cabinet,
Specialty Package

WIDE WORKSTATIONS

Extra Wide for Bronchoscopy and Endoscopy Applications



SL6KW

Six Drawer, Extra Wide
Anesthesia Workstation,
with BEST® Key Lock



AL7KW

Seven Drawer, Extra Wide
Anesthesia Workstation,
with BEST® Key Lock

FEATURES & BENEFITS

- Extra wide cart for your special storage needs – ideal for bronchoscopy, endoscopy, and other surgical applications.
- Extra wide drawers – 4.6 inch wider than Classic Line Anesthesia Carts: 27.6" wide x 17.1" deep x drawer heights
- Available in aluminum or steel
- Contemporary design with rounded corners
- Pull-out side shelf on right side of cart
- BEST® Key Lock with two keys
- Full wrap-around vinyl bumper
- Five inch full swivel casters, one with brake, one directional
- Replaceable plastic top with integrated push handles
- Ball-bearing full extension drawer slides
- Cart is delivered with wheels installed; accessories require user installation
- Specific accessories and drawer organizers shown at end of catalog
- Powder coat finish – 17 colors available
- Top drawer is four inches high for oversized items
- Integrated pull handle on drawers
- Superior lock (BEST®) for high utility/heavy use



Extra wide drawers for your special storage needs

ANESTHESIA CARTS & WORKSTATIONS

COMMON ACCESSORIES FOR ANESTHESIA *(FOR COMPLETE LIST SEE PAGES 77–85)*



Raised Back Rail System, 2-Tier, 24" Rails

68163 – compatible with Classic Line

UL-RBR2 – compatible with Universal Line

MR-RBR2 – compatible with MRI Conditional carts



Raised Back Rail System, 3-Tier, 24" Rails

68157 – compatible with Classic Line

UL-RBR3 – compatible with Universal Line

MR-RBR3 – compatible with MRI conditional carts



Raised Back Rail System, 2-Tier, 18" Rails

MINI-RBR – compatible with Mini-Line



Tape and Label Dispenser
Dimensions:
3.5"H x 9.5" W x 4.6" D

680415 – compatible with any accessory rails



Large Utility Basket

Dimensions:
5.25" H x 10" W x 7.5" D

680447 – with Mounting Brackets for Direct Mount

680407 – with Rail Clips for Accessory Rails
(compatible with all cart lines)



Catheter Boxes with Two Compartments and Rail Clips for Accessory Rails

680413 – 18" H x 6" W x 5.5" D

680434 – 36" H x 6" W 5.5" D
(compatible with all cart lines)



Short Overhead Shelf System

Includes Set of Shelf Supports and Two 14" Monitor Shelves

680319 – compatible with Classic Line

UL-OVERHDSHRT – compatible with Universal Line



Tall Overhead Shelf System

Includes Set of Tall Self Supports with Multiple Mounting Locations and Two 14" Monitor Shelves

680320 – compatible with Classic Line

UL-OVERHDTL – compatible with Universal Line



Stainless Steel Adjustable Overhead Shelf

Includes Adjustable Accessory Rail, Vinyl Mat and Velcro Strapping

68032 – compatible with Classic Line



Tilt Bin, 4-Compartments, with Rail Clips

683803 – compatible with any accessory rails



Tilt Bin, 5-Compartments, with Rail Clips

683804 – compatible with any accessory rails



Tilt Bin, 6-Compartments, with Rail Clips

683805 – compatible with any accessory rails



Full Drawer Tray with Fixed Dividers, for 3" Drawers

680520 - Matrix # 1 with 33 Fixed Compartments, compatible with Classic Line, Universal Line, and V-Series



Full Drawer Tray with Fixed Dividers for 3" Drawers

680521- Matrix # 2 with 19 Fixed Compartments, compatible with Classic Line, Universal Line, and V-Series



Full Drawer Tray with Adjustable Dividers for 3" Drawers

68620-P1 – compatible with Mini Line



Full Drawer Tray with Adjustable Dividers for 3" Drawers

68530-P1 – compatible with Classic Line, Universal Line, and V-Series

MR-CONDITIONAL CARTS



HARLOFF'S MAGNETIC
RESONANCE CARTS
HAVE BEEN TESTED FOR USE
IN THE MRI ENVIRONMENT, AND
ARE MR-CONDITIONAL
AT 3-TESLA OR LESS.

Harloff's MR-Conditional Carts are built primarily of non-ferrous aluminum, plastic, and stainless steel for safe daily use in highly magnetic environments.

Now Harloff offers two cabinet sizes — Standard and Narrow Body. With packages for Anesthesia and Emergency requirements, multiple drawer configurations, and extra MR-Conditional accessories, Harloff is the right choice for storage, security and delivery needs in the Magnetic Resonance Imaging Suite.



MR-CONDITIONAL CARTS

EMERGENCY MR-CONDITIONAL CARTS

Safe and Highly Efficient



MR6B

Six Drawer, Standard Cabinet



MR7B

Seven Drawer, Standard Cabinet



MRN6B

Six Drawer, Narrow Body



MRN7B

Seven Drawer, Narrow Body



MR6B-EMG

Six Drawer, Standard Cabinet,
Specialty Package

FEATURES & BENEFITS

- Non-magnetic aluminum construction
- Contemporary design with rounded corners
- Specially sourced, low ferrous, ball-bearing full extension drawer slides
- Stainless steel breakaway locking system
- Full wrap-around vinyl bumper
- Five inch MR Conditional full swivel casters, one with brake, one directional
- Stainless steel pull-out side shelf on right side of cart
- Replaceable plastic top with integrated push handles
- Specific MR compatible accessories and drawer organizers shown at end of catalog
- Powder coat finish—17 colors available
- Pre-threaded holes for easy MR compatible accessory installation
- Cart addresses needs of hospitals and imaging centers that perform an increased variety of procedures in MRI suites
- Provides safe mobile storage of MR approved emergency supplies
- Cart is tested safe for use in both 1.5 and 3.0 Tesla magnetic resonance environments (reports are available upon request)
- Durable aluminum construction resists organic contamination, will not rust, and is easily cleaned
- Glossy white cabinet and MRI decal identifies cart as belonging in MRI suites

Specialty Package includes:

- IV pole
- Cardiac board
- Oxygen tank holder
- Two each, full drawer trays with adjustable dividers
- Four each, utility hooks



MRN6B-EMG

Six Drawer, Narrow Body
Specialty Package

ANESTHESIA MR-CONDITIONAL CARTS

Safe and Highly Efficient



MR6K
Six Drawer, Standard Cabinet



MR7K
Seven Drawer, Standard Cabinet



MRN6K
Six Drawer, Narrow Body



MRN7K
Six Drawer, Narrow Body



MR6K-MAN
Six Drawer,
Standard Cabinet,
Specialty Package

FEATURES & BENEFITS

- Non-magnetic aluminum construction
- Contemporary design with rounded corners
- Specially sourced, low ferrous, ball-bearing full extension drawer slides
- BEST® brand key lock with two keys
- Full wrap-around vinyl bumper
- Five inch MR Conditional full swivel casters, one with brake, one directional
- Stainless steel pull-out side shelf on right side of cart, Standard Cabinet only
- Replaceable plastic top with integrated push handles
- Specific MR compatible accessories and drawer organizers shown at end of catalog
- Powder coat finish—17 colors available
- Pre-threaded holes for easy MR compatible accessory installation
- Cart addresses needs of hospitals and imaging centers that perform an increased variety of procedures in MRI suites
- Provides transportation for MR Safe anesthesia machines and equipment
- Cart is tested safe for use in both 1.5 and 3.0 Tesla magnetic resonance environments (reports are available upon request)
- Durable aluminum construction resists organic contamination, will not rust, and is easily cleaned
- Glossy white cabinet and MRI decal identifies cart as belonging in MRI suites
- Cart is delivered with wheels installed; accessories require user installation

Specialty Package includes:

- Raised back rail system
- Two each, full drawer trays with adjustable dividers
- Four each, side rail/push handles



MRN6K-MAN
Six Drawer, Narrow Body,
Specialty Package

MR-CONDITIONAL CARTS

COMMON ACCESSORIES FOR MRI (FOR COMPLETE LIST SEE PAGES 77–85)



MR-4TILT – 4-Compartment Tilt Bin, with Mounting Clip for MR-Conditional Carts

MR-5TILT – 5-Compartment Tilt Bin, with Mounting Clip for MR-Conditional Carts

MR-6TILT – 6-Compartment Tilt Bin, with Mounting Clip for MR-Conditional Carts



MR-CARDBRD – Cardiac Board and Mounting Brackets, for MR-Conditional Carts



MR-IV2 – IV Pole, for MR-Conditional Carts



MR-RBR3 – 3 Tier Raised Back Rail, for MR-Conditional Carts



MR-AL02 – Oxygen Tank Holder with Bracket, for MR-Conditional Carts



MR-3EXTRAY – 3" Exchange Tray with Adjustable Dividers, Fits 2 per drawer



MR-6EXTRAY – 6" Exchange Tray with Adjustable Dividers, Fits 2 per drawer



MR-UNIVSHRP – MR-Conditional Sharps Bracket, Universal



MR-UHOOKS4 – MR-Conditional Utility Hooks, Set of 4



MR-3GWASTE – MR-Conditional Waste Container with Bracket



MR-3GSHARPS – MR-Conditional Bemis® Sharps Container with Bracket



MR-8QWASTE – Plastic Waste Container without Cover, 2 gallon



MR-SR – Side Rail, for MR-Conditional Carts



MR-RLHK – Rail Hook, MR-Conditional

MR LABELING



Our carts are clearly labeled with the MR CONDITIONAL icon, and include the required additional information as to what the conditionality of use is according to the terminology specified in the American Society for testing and Materials (ASTM) International.

The MR CONDITIONAL label is used to alert the user that testing that was performed and the carts are safe for use in 1.5-Tesla and 3-Tesla systems.

INFECTION PREVENTION & CONTROL CARTS



STORAGE SOLUTIONS
FOR PPE SUPPLIES - **REDUCE THE**
RISK OF PATHOGEN TRANSMISSION
BETWEEN PATIENTS, HEALTHCARE
WORKERS AND VISITORS

Help prevent the spread of infections within the healthcare setting by using Harloff infection control carts and cabinets. Lower hospital costs by reducing the number of hospital acquired infections.

ISOLATION/PPE STATIONS

Personal Protection Organizers Preserve Floor Space



ISO2800

Wall Mount, Isolation Unit



ISO2825

Wall Mount, Isolation Unit

FEATURES & BENEFITS

- Saves floor space, no more carts getting in the way of patient flow
- Allows storage of Personal Protective Equipment (PPE) in areas with space limitations
- Gowns – Holds more than 15 isolation gowns
- Masks – Holds more than 50 procedure masks
- Gloves – Holds two or three 100 count boxes of examination gloves
- Other supplies – Can also hold shoe covers, bouffant caps, or face masks with splash guards
- Can be wall or door mounted. Door hanger included
- Durable light-weight aluminum construction, does not crack like plastic and is easier to clean
- Three standard designs with custom configurations also available
- Latex Free
- Silver ion antimicrobial paint available as an upgrade
- Supplies not included
- Quantity discounts available, sold by the dozen up to 36 units per pallet
- Powder coat finish – 17 colors available



Custom configurations and sizes available – contact Harloff for more details



ISO2835

Wall Mount, Isolation Unit

ISOLATION STATION CARTS

Reduce the Risk of Pathogen Transmission



ISO6550

Isolation Station with Antimicrobial Paint,
Open Well Design

FEATURES & BENEFITS

- Isolation Station™ (patent pending) designed to counter the alarming rise in drug-resistant bacteria in hospitals.
- Makes following hygiene practices easier and less time consuming.
- Provides convenient access to supplies that assist infection control practitioners to follow their isolation protocols. As a result, the spread of infection decreases, hospitals avoid infection cases, and organization costs are reduced.
- Open well design eliminates searching in drawers and touching handles.
- Incorporates silver ion technology in the paint as an antimicrobial agent, which resists nosocomial pathogens when compared to current carts.
- Improves adherence to infection control and stops the spread of bacteria on contaminated hands and clothes by using a storage and supply system that makes it easier for healthcare workers to properly disinfect between patient visits.
- Two each, folding side shelves with quick-release latch (**ISO6550**)
- Well lid can be latched open
- Built-in glove box holder and mask box holder
- Area for hand sanitizer/soap dispenser
- Adjustable coat rack
- Powder coat paint finish
- Patent pending on design
- Ball-bearing, full extension drawer slides (**ISO6550**)
- Five inch full swivel casters, one with brake, one directional
- Cart is delivered fully assembled



ISO6548

Isolation Station (small footprint)
with Antimicrobial Paint,
Open Well Design



Open well showing supplies that are accessed without having to open a drawer

CLASSIC LINE

Store Supplies Needed to Reduce Infections



6510
Three Drawer



6520
Four Drawer

FEATURES & BENEFITS

- QuickShip applies to 6510Q and 6520Q, yellow only, in quantities of five or less. Ships within 5 business days after receipt of order
- Deep drawers for high capacity storage of gowns, masks and gloves
- Removable plastic top
- Aluminum push handle/side rail (**6510, 6520**)
- Carts available with break-away lock, key lock, mechanical combination push-button lock, or keyless latch/turn knob
- Ball-bearing full extension drawer slides
- Full wrap-around vinyl bumper on separate steel frame
- Five inch full swivel casters, one with brake, one directional
- Cart is delivered with wheels installed; some accessories require user installation
- Powder coat finish—17 colors available
- Full range of accessories and drawer organizers shown at end of catalog

Specialty Package includes:

- Coat and hat rack
- Top rail/push handle
- Four each, utility hooks



6521
Four Drawer,
Specialty Package



6511
Three Drawer, Specialty Package

V-SERIES

Economical Value



V30-4K
Tall Four Drawer



V30-3K
Tall Three Drawer

FEATURES & BENEFITS

- Deep drawers for high capacity storage of gowns, masks and gloves
- Key lock with two keys
- Ball-bearing full extension drawer slides
- Aluminum push handle/side rail
- Drawer front has integrated pull handle for easy opening anywhere on face
- Five inch full swivel casters, two with brake
- Stabilizing bumper frame with extended front casters and four corner bumpers
- Pre-installed wheels reduces set-up time when delivered
- Powder coat finish—17 colors available
- V-Series specific accessories shown at end of catalog
- V-Series accessories are customer installed



V24-3K
Short Three Drawer

GP LINE, MINI LINE, ETC

Smaller Footprint



6151

GP Line, Three Drawer with
Bottom Storage Compartment,
Specialty Package



3154K

Tall Mini Line, Four Drawer



3143K

Short Mini Line, Three Drawer

FEATURES & BENEFITS

GP LINE

- Key lock with 2 keys
- Five inch full swivel casters, one with brake, one directional
- Top rail push handle and removable plastic top (**6151**)
- Full wrap-around vinyl bumper on separate steel frame
- GP-Line accessories are shown at end of catalog

MINI LINE

- Narrow cabinet for limited space
- Two cabinet height options—short or tall
- Three inch stem casters, two with brake
- Key lock with two keys (also available with mechanical push-button combination lock, or break-away lock)
- Bumper and five inch casters available, see our 3200 Series
- Mini-Line accessories are shown at end of catalog

ETC LINE

- Perfect solution for budget driven facilities requiring mobile storage of supplies
- Compact size fits clinics, doctor offices, schools, and veterinary centers
- Short unobtrusive cart height
- Key lock, with two keys
- Removable plastic top
- Drawer fronts have integrated pull handles
- Roller drawer slides
- Three inch stem casters, two with brake



ETC-4

ETC Line, Four Drawer

TREATMENT & PROCEDURE CARTS



Treatment carts are the perfect solution when you need to store topical ointments; eye, ear, nose and throat supplies; wound care supplies; and other bulkier nursing supplies, including surgical apparel, masks, dressing disposal bags, and blankets. These carts are seen throughout a hospital including hospital floors, nursing units, specialty clinics, operating rooms, and treatment rooms.

TREATMENT & PROCEDURE CARTS

UNIVERSAL LINE

Light Weight Aluminum, Modern Design



AL808K5
Medium Five Drawer



AL809M6
Tall Six Drawer, Keyless Entry

FEATURES & BENEFITS

- Hospitals can improve patient outcomes by having all the supplies needed in one cart, well-organized for efficient and effective application. Products stored in these carts include medical thermometers, blood sugar meters, surgical sutures, EKG machines, and digital scales.
- The Universal Line offers three cabinet heights—medium, tall or super
- Select from breakaway locking, key locking, mechanical combination push-button, or electronic lock
- Internal pull-out shelf
- Top rail and push handle
- Removable plastic top
- Protective extended pontoon bumpers for stability
- Five inch full swivel casters, one with brake, one directional
- Ball bearing full extension drawer slides
- Pre-specified drawer configuration
- Available in aluminum or steel



AL810M7
Super Seven Drawer, Keyless Entry

CLASSIC LINE

High Quality, Wide Selection



6450
Tall Six Drawer



6610
Tall Eight Drawer

FEATURES & BENEFITS

- QuickShip applies to 6450Q and 6350Q, beige only, in quantities of five or less. Ships within five business days after receipt of order
- Aluminum push handle/side rail
- Removable plastic top
- Ball-bearing full extension drawer slides
- Unibody steel construction
- Cabinet and drawer design allows for customized drawer configurations
- Cart is delivered with wheels installed; accessories require user installation
- Powder coat finish—17 colors available
- Full range of accessories and drawer organizers shown at end of catalog
- Pre-installed wheels reduce set-up time when delivered
- Five inch full swivel casters, one with brake, one directional



6350
Short Four Drawer

TREATMENT & PROCEDURE CARTS

CLASSIC LINE

Store Stock Medications Above, Bulkier Supplies Below



6201

Tall Two Drawer
with Lower Storage Compartment,
Specialty Package



6200

Tall Two Drawer with
Lower Storage Compartment



6230

Short One Drawer with
Lower Storage Compartment

FEATURES & BENEFITS

- QuickShip applies to 6201Q and 6200Q, beige only, in quantities of five or less. Ships within five business days after receipt of order
- Available in short or tall models, with key lock or mechanical combination push-button lock
- Top rail/push handle (**6201**)
- Aluminum push handle (**6200, 6230, 7200**)
- Removable plastic top
- Ball-bearing full extension drawer slides
- Unibody steel construction
- 21 inch storage compartment, locking doors and adjustable shelf
- Full wrap-around vinyl bumper on separate steel frame
- Five inch full swivel casters, one with brake, one directional
- Pre-installed wheels reduce set-up time when delivered
- Powder coat finish—17 colors available
- Full range of accessories and drawer organizers shown at end of catalog

Specialty Package includes:

- Top rail/push handle
- Side mounted drop shelf
- Two each, three inch drawer trays with adjustable dividers (fit two per drawer)



7200

Tall Two Drawer with Lower Storage
Compartment, Keyless Entry

V-SERIES

Competitively Priced



V30-2K

Tall Two Drawer with Lower Storage Compartment



V30-6K

Tall Six Drawer

FEATURES & BENEFITS

- Value priced, quality construction
- Key lock with two keys
- Drawer fronts have integrated pull handle for easy opening anywhere on the face
- Ball bearing drawer slides for smooth opening over the life of the cart
- Aluminum push handle/side rail
- Five inch full swivel casters, two with brake
- Stabilizing bumper frame with extended front casters and four corner bumpers
- Cart is delivered with wheels installed to save time putting into service
- Powder coat finish—17 colors available
- V-Series specific accessories shown at end of catalog
- V-Series accessories are customer installed



V24-5K

Short Five Drawer

TREATMENT & PROCEDURE CARTS

GP LINE, MINI LINE

Save Space with Narrow Design



6142
GP Line,
Six Drawer



6150
GP Line, Three Drawer with
Lower Storage Compartment



3156K
Tall Mini Line, Six Drawer,
Procedure Cart

FEATURES & BENEFITS

GP LINE

- Key lock, with two keys
- Full wrap-around vinyl bumper on separate steel frame
- Five inch full swivel casters, one with brake, one directional
- Aluminum push handle/side rail
- Ball-bearing full extension drawer slides
- Cart is delivered with wheels installed
- Unique accessories to the GP Line are shown at end of catalog
- Unibody steel construction
- Powder coat finish—17 colors available
- Pre-installed wheels reduce set-up time when delivered
- Narrower cabinet for limited space in clinics and treatment rooms
- Breakaway locking system also available

MINI LINE

- Narrow design with reduced footprint
- Two cabinet heights - with vertical drawer space of 24" (short) or 30" (tall)
- Select from break-away locking, key-locking, mechanical combination push-button, or electronic lock
- Ball-bearing full extension drawer slides
- All steel construction
- Three inch Stem casters all full swivel, two with brake
- Removable plastic top
- Specific accessories and drawer organizers shown at end of catalog
- Space-saver design makes cart ideal for surgery centers, outpatient clinics, doctor offices, phlebotomists, and special procedures
- Powder coat finish—17 colors available
- Two sizes to accommodate a variety of storage requirements
- Narrow cart design allows supply storage in areas where space is limited
- Bumper and five inch casters available, see our 3200 Series



3145K
Short Mini Line,
Five Drawer, Procedure Cart

PHLEBOTOMY CARTS

Safely Perform Blood Draw Procedures



3254LPB

Four Drawer with Turn Latch



3256KPB

Six Drawer, Key Lock



3245BPB

Short, Five Drawer,
Breakaway Lock

FEATURES & BENEFITS

- Two cabinet heights - with vertical drawer space of 24 inch (short) or 30 inch (tall)
- All steel construction
- Removable plastic top
- Select from latch turn knob, breakaway lock, key lock, and mechanical combination push-button
- New bumper system extends wheel base and stabilizes carts
- Five inch full swivel casters, one with brake, one directional
- Powder coat finish—17 colors available
- Harloff Phlebotomy Carts can be drilled to accommodate any sharps holder

Specialty Package includes:

- Two tier raised back rail system
- Two each, tilt bins, with six compartments
- Extended Push Handle
- Single glove box holder
- Aluminum Waste Container with Lid



LPB—Latch System



BPB—Breakaway Lock



KPB—Key Lock with two Keys



MPB—Mechanical Push-Button Lock

INSTRUMENT CARTS

For Bedside Usage



6745

Three Drawers within 18 inch Cabinet



6735

Three Drawers within 12 inch Cabinet



6725

Two Drawers within six inch Cabinet

FEATURES & BENEFITS

- Compact cart serves a variety of transport and storage requirements, especially for bedside use
- Secured storage in a lighter weight cart
- Narrower cabinet for limited space in clinics and treatment rooms
- Open storage with shelving below drawers
- Key lock, with two keys
- Aluminum push handle/side rail
- Ball-bearing full extension drawer slides
- Three inch stem casters all full swivel, two with brake
- Pre-installed wheels reduce set-up time when delivered
- Powder coat finish—17 colors available
- Specific accessories and drawer organizers shown at end of catalog

Specialty Package for 6726, 6736 and 6746 include:

- Top rail/push handle
- Plastic top



6736

Three Drawers within 12 inch Cabinet,
Specialty Package

ETC LINE

Compact Size, Low Price



ETC-3
Three Drawer with Lower Compartment



ETC-4
Four Drawer

FEATURES & BENEFITS

- Perfect solution for budget driven facilities requiring mobile storage of supplies
- Compact size fits clinics, doctor offices, schools, and veterinary centers
- These carts are short, designed for bedside use
- Key lock, with two keys
- Removable plastic top
- Drawer fronts have integrated pull handles
- Roller drawer slides
- Unibody steel construction
- Three inch stem casters, two with brake
- Powder coat finish—17 colors available



ETC-5
Five Drawer

MEDICATION CARTS



MEET THE
REQUIREMENTS
OF YOUR
HOSPITAL
MEDICATION
DISTRIBUTION SYSTEM



Hospital pharmacies face complex clinical medication management issues on a daily basis. Harloff's goal is to help hospitals manage this complexity by offering a full line medication carts that will improve patient safety and reduce costs.



UNIVERSAL LINE

Modern Design, Affordable Price



UL20CS-M

Medium 20 Bin Cassette Cart



UL20CS-T

Tall 20 Bin Cassette Cart



UL20CS-S

Super 20 Bin Cassette Cart

FEATURES & BENEFITS

- Pull-out shelves and recessed folding handle make the locking aluminum cassettes ideal for medication transfer
- Separately keyed, locking cassettes with patient bin drawers and dividers
- High utility Medeco® locks on cart and cassette locking systems
- Modern, aesthetic design with rounded corners
- Available in three cart heights
- Can be constructed of Aluminum or Steel
- Includes 4.2 inch (10.7 cm) wide patient bin drawers, dividers and labels
- Exchange cassettes available
- Stabilizing pontoon bumpers
- Built-in pull-out side shelf
- Removable plastic top
- Ball-bearing full extension drawer slides
- Five inch full swivel casters, one with brake, one directional
- Durable, hard-baked powder coat finish—17 colors available
- Compatible with a large selection of accessories



Locking Cassette




Locking Cassettes with Patient Bins

MEDICATION CARTS

OPTIMAL LINE

Light Weight Aluminum, Contemporary Design



Patient Bin Drawer



Available in 4.2 and 5.6 inch width

FEATURES & BENEFITS

- Contemporary design with rounded corners
- Aluminum construction won't rust, crack or deteriorate, and combines durability with light weight
- Capacity of up to 28 patient bin drawers
- Light-weight aluminum cassettes with built in handle. Available in single-tier or double-tier sizes
- Standard 4.2 inch wide bins are included in cart package. Optional 5.6 inch wide bins are also available
- Patient bin drawers include dividers and labels
- Exchange cassette packages available
- Secure, separately keyed narcotic boxes available for storage drawers



AL20CS
20 Bin Cassette Cart



Optimal Line Cassette Exchange Package



Optional Narcotics Box for 4" Drawer



Side Storage Compartment



Optional Narcotics Box for 8" Drawer



Removable Aluminum Cassette



Removable Single Tier Cassette

OPTIMAL LINE

Light Weight Aluminum, Contemporary Design



AL16CS
16 Medication Bin
Cassette Cart



AL24CS
24 Medication Bin Cassette Cart

FEATURES & BENEFITS

- The Optimal Line of Harloff Cassette Carts is designed for function, convenience, and durability for Acute Care medication dispensing between pharmacy and patient rooms. Multiple configurations are available to facility patient delivery requirements.
- Central point locking secures bins and drawers into place from a single and accessible location
- Pushbutton BEST® lock gives a visual indicator of cart locking status
- Replaceable plastic top with integrated push handles
- Built-in side storage compartment for pill and water cups, straws and other items
- Pull-out shelf on right side of cart
- Self-closing, full-extension ball-bearing drawer slides (within an inch of being shut, drawers will close automatically)
- Pre-threaded holes for easy accessory installation
- Vinyl-padded full wrap-around bumper
- Five inch full swivel casters, one with brake, one directional
- Durable, hard-baked powder coat finish – 17 colors available
- Latex Free
- Full range of accessories shown at the end of catalog



AL28CS
28 Medication Bin Cassette Cart

MEDICATION CARTS

ELECTRONIC LOCKING

Improve Medication Management



ELP16CS

16 Medication Bin Cassette Cart, with Electronic Lock, Proximity Reader and Keypad



EKC20CS

20 Medication Bin Cassette Cart, with Electronic Lock, Keypad Access

FEATURES & BENEFITS

- Ideal for use in conjunction with bar-code scanning or other electronic tracking of medication dispensing
- Keyless access with electronic keypad or proximity badge reader
- Electronic control access provides greater control over critical supplies, narcotics and medications
- Automatically relocks
- Built-in connection for interaction with PC or Laptop
- Key lock over-ride for emergency access
- Prevent theft or tampering by unauthorized individuals
- Designed to meet compliance requirements and best practice security standards
- Assign access rights for up to 250 users per cart, dual credentialing also available
- Audit trail for last 1500 events by user, time and date
- Battery operated with an LED low battery indicator



41037 Lock Reader Card Badges for Proximity Lock Cart



41053 Lock Reader Tags for Proximity Lock Cart



41052 LockView Software and Dongle with RJ-11 Cable [software allows user to interact with electronic lock through a computer. Enables mass programming, view of audit trail (who accessed the cart and when), changes in auto-re-lock timing, etc.]



EKC24CS

24 Medication Bin Cassette Cart, with Electronic Lock, Keypad Access

ECONOMY LINE

Functional Utility at an Affordable Price



Secured Panel
Door Hides Cassette



Drawers for General Storage



EL24CS
24 Bin Cassette Cart



Includes Patient
Bin Drawers,
Dividers and Labels



Single Cassette
for Convenient
Exchange

FEATURES & BENEFITS

- Steel cart construction, aluminum cassette
- 24 each 4.2 inch wide (10.7 cm) patient bin drawers in single removable cassette; bin dividers and labels are included
- Fold-up door provides secure access to medication and conceals patient bin drawers
- Cassette is located in pull-out shelf for ergonomic removal
- BEST® lock key locking system with two keys
- Pull-out shelf on right side of cart
- Pre-threaded accessory mounting holes
- Ball-bearing full extension drawer slides
- Removable plastic top with integrated push handles
- Contemporary design with rounded corners
- Wrap-around bumper on stabilizing steel frame
- Five inch full swivel casters, one with brake, one directional
- Cart is delivered fully assembled
- Latex Free

MEDICATION CARTS

MEDICATION CARTS FOR VARIOUS PACKAGING AND DISPENSING SYSTEMS

Flexibility combined with Durability



VLT360PC
Punch Card Cart,
Capacity of 360 Cards



SL54BIN3
Med Bin Cart, 54-3.5 inch Bins

VL24BIN5
Med Bin Cart, 24-5 inch Bins

FEATURES & BENEFITS

One size does not fit all — Harloff offers a wide selection in medication carts for a variety of medication dispensing systems and budgets. Carts feature secure locking systems, separately locking narcotic boxes, and specialized dividers inside the drawers.



SL600PC
Punch Card Cart, Capacity of 600 Cards



SL294BOX
Unit Dose Box Cart,
Capacity of 294 Boxes

COMMON ACCESSORIES FOR MED CARTS *(FOR COMPLETE LIST SEE PAGES 77-85)*



684811 – Bemis® Locking Sharps Holder with Glove Box Holder, Includes 5 Qt. Sharps



681702 – Universal Sharps Container Bracket



AL680436 – Aluminum Waste Container with Lid



684801 – Plastic 3 Gal. Waste Container with bracket



AL2366 – Notebook Holder



680417 – Chart Holder (direct mount, 10.5"x 12"x 3")



680418 – Cup Dispenser



AL2358 – Cup and Straw Holder, Three Sections with Lid



Drawer Tray with Adjustable Dividers
68630-P1 – Optimal Line
Cassette Cart
68530-P1 – Universal Line, Economy Line



Cassette Exchange Packages for Optimal Line
16CS-PKG for EKC/AL16CS
20CS-PKG for EKC/AL20CS
24CS-PKG for EKC/AL24CS
28CS-PKG for EKC/AL28CS



Patient Bin Drawers
40432 – Patient Bin Drawer for Cassette Carts 5.6" W x 12" L
40435 – Patient Bin Drawer for Cassette Carts 4.2" W x 12" L
40434 – Patient Bin Drawer Divider for 40432 / 5.6" W Bins, box of 20
40437 – Patient Bin Drawer Divider for 40432 / 4.2" W Bins, box of 20



41037 – Badge for ELP Electronic Locking Cassette Cart



41053 – Tags for ELP Electronic Locking Cassette Cart



41052 – LockView Software and Dongle with RJ-11 Cable allows use to interact with electronic lock through laptop computer to perform mass programming and viewing of audit trail.



680470L – Locking Side Mounted Cabinet with Two Adjustable Shelves, Left Opening



Full Locking Narcotics Boxes for Optimal Line Cassette Carts
CS-4FLN – For 4" Drawer
CS-8FLN – For 8" Drawer

NARCOTICS & MEDICINE CABINETS



HARLOFF'S
NARCOTICS AND MEDICINE
CABINETS OFFER A WIDE
RANGE OF SIZES TO FIND
THE PERFECT MATCH
FOR YOUR SECURITY
NEEDS.



Government rules and regulations require you to keep narcotics in secure locations. By storing drugs in narcotic cabinets, you can keep the potentially dangerous and addictive drugs out of the hands of individuals who may abuse them, while having them near at hand for the patients who would benefit from them. Harloff offers many different narcotic cabinets to help you keep both your controlled substances and your business secure.

STANDARD & HEAVY DUTY LINE

Quick Ship Cabinets



A: 2710

Small, Single Door, Double Lock

B: 2730

Large, Single Door, Double Lock,
One Adjustable Shelf and One Fixed Shelf

C: 2720

Small, Double Door, Double Lock,
One Adjustable Shelf

FEATURES & BENEFITS

- QuickShip applies to 2701BG, 2702BG, 2703BG, 2710BG, 2720BG, 2730BG, beige only, in quantities of five or less. Ships within three business days after receipt of order
- High security pick-resistant tubular locks—separately keyed with four keys per lock included
- Unique lock sequences—all cabinets are keyed differently
- Locks are coded in a non-repeating sequence for total security
- Full length stainless steel door hinge prevents pin removal
- Predrilled holes for mounting on a wall, cabinet, or other solid surface (wall mounting hardware included)
- Sturdy 20-gauge uni-body steel construction
- Top mounted carrying handle is provided for convenient transport (2710, 2711, 2712, 2720, 2721, 2722)
- Durable, hard-baked powder coat finish—17 colors available



2720-LUMEN

Light Alarm Upgrade available on any medium or large sized cabinet

HEAVY DUTY LINE

- Heavy duty, 18 gauge uni-body steel construction
- All models have double doors and comply with most Joint Commission and State regulations
- Reversible – can be mounted with door opening either to the right or left
- Internal Adjustable Shelves

A: 2701

Thin Profile, Double Door, Double Lock,
Two Adjustable Shelves

B: 2702

Deep Profile, Double Door, Double Lock,
Two Adjustable Shelves

C: 2703

Tall Profile, Double Door, Double Lock,
Two Adjustable Shelves



NARCOTICS & MEDICINE CABINETS

STANDARD LINE & WOOD-LOOK MEDICINE CABINETS

Single Door/Single Lock



2711

Small, Single Door,
Single Lock



2721

Medium, Single Door,
Single Lock,
One Adjustable Shelf



2731

Large, Single Door,
Single Lock, One Adjustable
Shelf and One Fixed Shelf



2740

Double Door, Single Lock,
Two Adjustable Shelves and
One Fixed Shelf

B



KEYLESS ENTRY CABINETS

- Keyless entry—uses highly reliable mechanical combination pushbutton lock
- Self-locking spring-action latch

C



A: 2726

Small, Single Door, Single Keyless Lock

B: 2727

Large, Single Door, Single Keyless Lock,
Three Fixed Shelves

C: 2729

Medium, Single Door with 2 Plexiglas
Windows, Single Keyless Lock

A



WL2717-CM

Wood Look Medicine Cabinet,
Single Door, Single Lock,
Exterior Wall Mount



WL2780TRMPKG-CM

Wood Look Medicine Cabinet and Matching
Trim Package, Single Door, Single Lock,
In-Wall Mount

WOOD LOOK MEDICATION CABINETS

- Offer an attractive, secure and functional storage solution for medication.
- Painted steel cabinets
- Rich wood appearance
- One hand open and close slam-lock
- Predrilled holes for mounting, hardware included
- Choice of laminates (Cherry Mahogany or Solara Oak)

STAINLESS STEEL CABINETS

Does Not Stain, Corrode or Rust



2712
Small, Single Door,
Double Lock



2722
Medium, Double Door,
Double Lock,
One Adjustable Shelf



2732
Large, Single Door, Double Lock, One
Adjustable Shelf and One Fixed Shelf



2702SS
Deep Profile, Double Door,
Double Lock,
Two Adjustable Shelves



2703SS
Tall Profile, Double Door,
Double Lock,
Two Adjustable Shelves

HIGH QUALITY STAINLESS STEEL


- Can be steam cleaned and sterilized
- Dual multi-point locks for extra security
- 20 gauge stainless steel unibody construction
- Reversible – can be mounted with door opening either to the right or to the left

A: 2762

Medium, Single Door, Double Lock,
Two Adjustable Shelves

B: 2764

Large, Single Door, Double Lock,
Two Adjustable Shelves



PT2721
Pass-Through Cabinet,
Two Door with turn-knob latch



PT2721K
Pass-Through Cabinet,
Two Door with key locks

SPECIMEN PASS-THROUGH CABINET

- Ideal in the clinic or laboratory environment
- Designed for gathering samples of a patient's tissue or fluid for laboratory analysis to assist with diagnosis
- Stainless steel pinned door hinges for security and durability
- Self-closing doors using spring-hinges
- Flanges for trim

WOOD-LOOK CARTS & CABINETS



DESIGNED TO FEEL
LIKE HOME, DURABLE
ENOUGH TO ENDURE THE
DEMANDING HEALTHCARE
ENVIRONMENT



More and more hospitals want the warmer appearance of wood for storage of medical equipment and supplies. This shift from institutional looking medical carts and cabinets to a wood-look will help improve treatment outcomes for the patient and overall satisfaction for the family.

MEDICATION FURNITURE

Improve Patient Satisfaction

The Patient Care Environment is changing and shifting to a de-institutionalized look. Harloff's acute care furniture is built to satisfy functional and aesthetic criteria established in the new acute care environment. Our durable, appealing cart design is easily cleaned and maintained, with seamless surfaces resistant to moisture penetration, formation of harmful bacteria and deterioration from disinfectants.



Skirting conceals four inch ball-bearing wheels



WL6KW-CM

Six Drawer, Treatment Cart



WL480PC-CM

Four Drawer, Punch Card Medication Cart



WL294BOX-CM

Eight Drawer, Unit-Dose Med Box Medication Cart

WOOD-LOOK CARTS & CABINETS

NARROW CARTS & MEDICATION CABINETS

Hospital Grade, Aesthetically Appealing



WL6K-SO
Six Drawer, Narrow
Treatment Cart



WL240PC-CM
Four Drawer, Narrow
Punch Card Medication Cart

Narrow Wood-Look Carts are designed to provide an efficient and aesthetically appealing storage solution in areas with limited space. Harloff's wood-look carts are engineered to meet industry standards for security and clinical function, with a warm furniture appearance. Wood-Look carts feature:

- All aluminum internal structure
- MDF panels covered with a special heat-pressed thermal foil laminate with a rich wood appearance
- Proven locking system
- Internal narcotics box in medication carts
- Full size and narrow design options
- Pushable
- Skirting conceals four inch ball-bearing wheels
- Choice of laminate colors (Cherry Mahogany or Solara Oak)



WL108BOX-CM
Eight Drawer, Narrow
Unit-Dose Med Box
Medication Cart



WL2780TRMPKG-CM
Wood Look Medicine Cabinet and Matching
Trim Package, Single Door, Single Lock, In-Wall Mount

Wood-Look Medication Cabinets add the look of wood to functional storage for an attractive medication cabinet storage solution. Intelligent engineering and design meets industry standards for security and function.

- Painted steel cabinets
- MDF panels covered with a special heat-pressed thermal foil laminate with a rich wood appearance
- One hand open and close slam-lock
- Predrilled holes for mounting
- Hardware included
- Choice of laminates
- Holds 40 punch cards and liquid storage



WL2717-CM
Wood Look Medicine Cabinet,
Single Door, Single Lock,
Exterior Wall Mount

WOOD-VINYL ALUMINUM CARTS

Furniture Appearance, Durability of Metal



WV6400SC

Six Drawer, Emergency Cart
with Side Cabinet



WV540PC-CM

Four Drawer, Punch Card Medication Cart

FEATURES & BENEFITS

- Light-weight aluminum ideal for clinical applications
- Full cart wood-look appearance
- Multiple lock options available: break-away lock bar, key locking, mechanical combination lock
- Vinyl-to-metal laminate, created by applying decorative and functional film to aluminum
- Resists abrasions, chemicals, and stains.
- Maintains adhesion and appearance under torturing humidity and weathering tests



Standard color offering:
Cherry Mahogany (left), Buffalo Oak (right)



WV6450-CM

Six Drawer, Treatment Cart

MEDICAL STORAGE & INVENTORY SOLUTIONS



STORAGE AND INVENTORY SOLUTIONS
FOR SURGERY CENTERS,
CARDIAC CATH LABS,
ELECTROPHYSIOLOGY LABS,
ENDOVASCULAR LABS &
INTERVENTIONAL RADIOLOGY
DEPARTMENTS.

Create a lean environment throughout your hospital with Harloff's Medical Storage line of carts and cabinets. These products are designed to strengthen your supply chain, increase work capacity and decrease operational costs. Harloff's Medical Storage line helps clinical departments put the right amount of supplies where they are needed while protecting them from pilferage or grazing, thereby reducing over-buying, hoarding, and expiration of unused supplies.

CARTS FOR OR, SPD & MATERIALS MANAGEMENT

Double Cart Shell Configurations



MS8140-DR

Double column medical storage cart with locking Plexi-glass doors

FEATURES & BENEFITS

- Offers over 35% more tray storage capacity by volume when compared with leading competitor's product
- Further optimize space within trays with adjustable dividers that have unique positive locking design to withstand high loads without being forced out of position
- Unique design of the slide tracks on the side panels allows for trays to be extended and viewed at an angle without falling out of the cart
- The increased storage efficiency means fewer carts need to be purchased for larger storage areas, reducing capital purchase cost



Plastic Interior Side Panels hold exchange trays and baskets



MS8140-A

Double column medical storage cart with tambour door, preconfigured with 2", 4", and 8" modular trays



2" Modular Tray



4" Modular Tray



8" Modular Tray

INTRAOCULAR LENS CARTS

Secure & Expand Sterile Storage of Intraocular Lenses



IOL1260

Capacity of up to 1,260 Lenses



IOL924

Capacity of up to 924 Lenses

FEATURES & BENEFITS

- Does not count against available square footage.
- Perform more procedures each day by storing lenses in one mobile unit.
- Compatible with multiple brands and sizes of IOL boxes, including Alcon, Bausch & Lomb®, Rayner, and Abbott Medical Optics.
- Designed for storage of intraocular lenses in outpatient surgery centers, these carts are great for many different storage needs in the OR.
- Portable storage for what you need, where you need it. Reduce wasted time by having mobile medical supplies in the OR rather than a distantly located supply closet.
- Painted steel cabinet and drawers
- Contemporary design with rounded corners
- Six pull-out drawer shelves with adjustable dividers -ideal for medical supplies used in surgery centers and operating rooms
- Lockable, secure storage of supplies: Key lock with two keys
- Double doors with plexi-glass inserts open 180 degrees (**IOL924**); 270 degrees (**IOL1260**) for full access
- Plexi-glass windows allow for visibility of supplies, while locking doors provide security
- Ball-bearing full extension drawer slides
- Five inch full swivel casters, one with brake, one directional
- Removable plastic top with integrated push handles
- Full wrap-around vinyl padded bumper



Full Extension Drawer



Drawer with Adjustable Dividers

VISUAL BIN STORAGE CARTS

Locate Supplies with Ease



Harloff's **Visual Bin Storage Cart** is designed to hold a mixed assortment of storage bins in a secured, portable and visual environment for effective inventory management of clinical supplies. The cart provides flexible storage and transport of sterile medical supplies while helping facilities secure and manage inventory to cut costs, decrease waste, improve productivity and enhance patient care.

It's unique feature is a louvered panel inside the locking cabinet which holds up to 42 Akro-Mills AkroBins® (bins not included). Use the multiple sizes and colors of these bins to organize supplies in standardized locations that can be delivered to wherever they are needed, increasing workspace efficiency and improving workflow.

FEATURES & BENEFITS

- Enclosed and locking cabinet keeps items secure.
- Standard clear front Plexiglas doors allow visual inspection of supplies.
- Built using powder-coated steel for durability and easy to clean surfaces
- Louvered Back Panel holds multiple sizes of AKROBINS® (bins not included)
- Key locking doors open flush to sides of cabinet for unobstructed access
- Integrated side push handles
- Full wrap-around vinyl bumper
- Five inch (12.7 cm) premium rubber full-swivel ball-bearing casters, (one with brake, one tracking)
- Cart is delivered assembled, with wheels installed



MS4372LVR
Visual Bin Storage Cart

POWERED TRANSPORT CART

Avoid Workers Comp Claims

Transporting bulky and heavy materials within a hospital can expose personnel to risk of injury. In 2008, the average claim for a musculoskeletal disorder in the material handling industry was \$24,438. This does not include the additional indirect costs to staff such as overtime or temporary hires, time spent dealing with investigating and managing claims, and increased cost of insurance premiums. OSHA reports the indirect cost of a worker's compensation claim is 4.5 times the direct cost, or \$110,000.

FEATURES & BENEFITS

- Spring-suspension extends drive life
- Center wheel drive system gives tight turning radius
- Transaxle drive system with powerful 24 volt motor
- Non-marking, flat-free tires
- User friendly variable speed control offers speed range of 0-3 MPH
- Horn, key switch, emergency stop, forward/reverse switch, LED battery charge indicator
- Two 12 Volt maintenance free batteries with charging system
- Automatic dynamic braking and parking brake
- National network of service providers
- Powder coat paint and rubberized load deck
- Handle Height – 39" Load Deck height 11.5"
- Delivered ready-to-use
No assembly required
- Ships FOB Wisconsin



HTP4025

Load bed 40" L x 25.5" W,
1500 lb. capacity on level
surface, 1000 lb. capacity
on 6 degree incline

MODELS INCLUDE:

HTP4925

Load bed 49" L x 25.5" W,
1500 lb. capacity, on level
surface, 1000 lb. capacity
on 6 degree incline

HTP6125

Load bed 61" L x 25.5" W,
1500 lb. capacity, on level
surface, 1000 lb. capacity
on 6 degree incline

HTP5234HD

Load bed 52" L x 34.5" W,
2000 lb. HEAVY DUTY capacity,
on level surface, 1500 lb.
capacity on 6 degree incline

CUSTOM CARTS & ORIGINAL DESIGNS



WOOD LOOK
CRASH CARTS

DIFFICULT
INTUBATION CARTS

CUSTOM ANESTHESIA
WORK STATIONS

MEDICAL
DEVICE CARTS

As an original design manufacturer, Harloff seeks new business opportunities to engineer products and components that others will integrate into their distribution systems and medical devices. Our engineering effort is dedicated to the creative application of scientific principles to design carts, cabinets and components that meet the functional and aesthetic requirements of our customers. Our list of private label clients continues to grow because they profit from the arrangement of selling branded products without the challenge of running a factory.



BUMPERS FOR CARTS

Shown in Alphabetical Order by Description



68021 Full Wrap-around Bumper for Classic Line
Dimensions: 32" W x 22" D
68025 Full Wrap-around Bumper for GP Line Carts
Dimensions: 28.5" W x 22.3" D



68020 Upgrade to Large Wrap-around Bumper for Classic Line
Dimensions: 38" W x 22" D
68022 Large Wrap-around Bumper for Classic Line
Dimensions: 38" W x 22" D



68022SS Extended Width Wrap-around Bumper for Classic Line
Dimensions: 48" W x 22" D



MINI-BPRWHL Full Wrap-around Bumper for Mini Line with 5" Casters
Dimensions: 25" W x 22" D

CARDIAC BOARDS



680406 Cardiac Board with 3 Brackets
40000086 Cardiac Board Only



VS-CARDBRD Cardiac Board and Mounting Brackets for V-Series Carts



UL-CARDBRD Cardiac Board and Mounting Brackets for Universal Carts
MINI-CARDBRD Cardiac Board and Mounting Brackets for Mini Line Carts



MR-CARDBRD Cardiac Board and Mounting Brackets for MR-Conditional Carts

CAST CART ACCESSORIES



602002 Stainless Steel Side Storage Cabinet



602001 Stainless Steel Folding Shelf



602106 Top Compartment for 3M® and BSN splinting supplies



602007 Tourniquet Pump Pole



602004 Scissors Cable (Scissors not included)

CHART & NOTEBOOK HOLDERS



AL2366 Notebook Holder
Dimensions: 12.5" H x 12" W x 5" D



AL-CHARTHLDR Chart Holder, Mounts to Back of Cart, Swivels



680417 Chart Holder, direct mount
680416 Chart Holder with 2 Rail Clips
Dimensions: 10.5" H x 12" W x 3" D

As a fully equipped U.S.-based factory, Harloff can design and build specialized accessories for unique facility needs.

DRAWER TRAYS, DIVIDERS & BINS



680520 Drawer Tray Matrix #1 with 33 Fixed Compartments for Classic Line, V-Series and Universal Line



680521 Drawer Tray Matrix #2 with 19 Fixed Compartments for Classic Line, V-Series and Universal Line



680522 Drawer Tray Matrix #3 with 9 Fixed Compartments for Classic Line, V-Series and Universal Line



680523 Drawer Tray Matrix #4 with 28 Fixed Compartments for Classic Line, V-Series and Universal Line



680524 Drawer Tray Matrix #5 with 14 Fixed Compartments for Classic Line, V-Series and Universal Line



68530-P1 3" Drawer Divider Tray with Adjustable Dividers for Classic Line, V-Series and Universal Line



Divider Insert Pack of 10 Fits 3" Drawer Trays

- 68605** 5 Space Divider
- 68604** 4 Space Divider
- 68603** 3 Space Divider
- 68602** 2 Space Divider



68630-P1 3" Drawer Divider Tray with Adjustable Dividers for GP-Line, Instruments Carts, Optimal Line Cassette Carts



68620-P1 3" Drawer Divider Tray with Adjustable Dividers for Mini-Line



681501 3" Exchange Tray with Adjustable Dividers, Fits 2 per drawer
Dimensions:
2.5" H x 11" W x 16.5" D



681502 6" Exchange Tray with Adjustable Dividers, Fits 2 per drawer
Dimensions:
5.25" H x 11" W x 16.5" D



680503 9" and 12" Drawer Divider Set with 3 Long and 2 Short Dividers for Classic Line, V-Series and Universal Line
680502 6" Drawer Divider Set with 3 Long and 2 Short Dividers for Classic Line, V-Series and Universal Line
680502-MINI2 6" Drawer Divider Set with 3 Long and 2 Short for Mini Line



40108 6-Compartment Drawer Tray, Fits 3 per drawer
Dimensions:
14.5"L x 7.6" W x 1.75"H



40109 7-Compartment Drawer Tray, Fits 3 per drawer
Dimensions:
14.5"L x 7.6" W x 1.75"H



40345 Utility Bin
Dimensions:
2.25" H x 3.3" W x 11" D
40361 Utility Bin Dividers, Pack of 25

CASSETTE CART ACCESSORIES



68630-P1 3" Drawer Divider Tray with Adjustable Dividers for GP-Line, Instrument Carts, Optimal Line Cassette Carts



40432 Patient Bin Drawer for Cassette Carts 5.6" W x 12" L

40435 Patient Bin Drawer for Cassette Carts 4.2" W x 12" L

40434 Patient Bin Drawer Divider for 40432 / 5.6" W Bins, box of 20

40437 Patient Bin Drawer Divider for 40432 / 4.2" W Bins, box of 20

680537 Bin Labels, 10 sheets, 240 Labels



Optimal Line Cassette Exchange Packages

16CS-PKG for EKC/AL16CS

20CS-PKG for EKC/AL20CS

24CS-PKG for EKC/AL24CS

28CS-PKG for EKC/AL28CS



Universal Line Cassette Exchange Packages

10CS-ULPKG for UL10CS

20CS-ULPKG for UL20CS

30CS-ULPKG for UL30CS

CUP HOLDERS, UTILITY BOXES & BASKETS



AL2360 Utility Box, two sections, with lid
AL2361 Utility Box, two sections, without lid
Dimensions: 5.5" H x 19.5" W x 5" D



AL2358 Utility Box, three sections, with lid
AL2359 Utility Box, three sections, without lid
Dimensions: 5.5" H x 19.5" W x 5" D



680414 Utility Box with Mounting Brackets
680424 Utility Box with Rail Clip
Dimensions: 8" H x 4" W x 4" D



680418 Cup Dispenser for 2 to 5 Oz Cups
Dimensions: 16" H x 3" Round



680431 Small Utility Basket with Mounting Brackets
680431C Small Utility Basket with Rail Clips
40256 Small Utility Basket Only
Dimensions: 3.5" H x 13" W x 4.5" D



680447 Large Utility Basket with Mounting Brackets
680407 Large Utility Basket with Rail Clips
Dimensions: 5.25" H x 10" W x 7.5" D



680413 Catheter Box with 2 Compartments, with Rail Clip
Dimensions: 18" H x 6" W x 5.5" D
680434 Long Catheter Box with 2 Compartments, with Rail Clip
Dimensions: 36" H x 6" W x 5.5" D

ELECTRICAL OUTLETS



680404 Electrical Outlet, Hospital Grade, 6 Socket, 15 Foot Cord, includes Cord Wrap
680405 Cord Wrap Only



UL-OUTLET Electrical Outlet, Hospital Grade, 6 Socket, 15 Foot Cord, Includes Hooks for Cord Wrap, for Universal Line

ELECTRONIC LOCKING CART ACCESSORIES



41037 Lock Reader Card Badges for Proximity Lock Cart



41053 Lock Reader Tags for Proximity Lock Cart



41052 – LockView Software and Dongle with RJ-11 Cable allows use to interact with electronic lock through laptop computer to perform mass programming and viewing of audit trail.

GLOVE BOXES



40833 Glove Box Holder, Plastic for 684810/40835 Sharps Holder



AL2362 Glove Box Holder, Single, Aluminum, Mounts directly to cart body

AL2363 Glove Box Holder, Single, Aluminum, Includes rail clips for mounting to back rail or side rail

VS-GLVBOX Glove Box Holder, Single, Aluminum, Mounts directly to cart body, for V-Series



680422 Glove Box Holder for 3 Boxes with Rail Clips

680423 Glove Box Holder for 3 Boxes, mounts directly to cart body



680432 Glove Box Holder for 2 Boxes with Rail Clips

680433 Glove Box Holder for 2 Boxes, mounts directly to cart body

IV POLES



680401 IV Pole, 2 Prong

680400 IV Pole, 4 Prong

UL-IV2 IV Pole, 2 Prong, for Universal Line

VS-IV2 IV Pole, 2 Prong, for V-Series



OPT-IV2 IV Pole, 2 Prong, for Optimal Line



MR-IV2 IV Pole, 2 Prong, for MR-Conditional Carts Only



680425OHMS IV Pole, 2 Prong for Short Overhead Monitor Shelf

680425TOHMS IV Pole, 2 Prong for Tall Overhead Monitor Shelf

— IV Poles are available for other mounts — Please Call Harloff for More Information —

KEYS & LOCKS



40406 Replacement Cabinet Lock for Mini Line, Classic Line, V-Series and Universal Line

40693-XXX Replacement Key (please supply key number)



640681 Replacement BEST® Lock for Optimal Line Carts

40682-KEY Replacement Key for Best® Cabinet Lock (please supply key number)



640962 Replacement Mechanical Combination Pushbutton Lock



40088 Breakaway Lock Seals, Numbered, Quantity of 100, Available in Yellow



680443 3" Breakaway Lock Kit

680444 6" Breakaway Lock Kit

680446 9" Breakaway Lock Kit

680448 12" Breakaway Lock Kit

680454 24" Breakaway Lock Kit

680460 30" Breakaway Lock Kit

— Other Breakaway Lock Kits Available —
— Please Call Harloff for More Information —

MISCELLANEOUS ACCESSORIES



602005 Drawer Labeling Kit, Pack of 10



CTI RACK Chest Tube Insertion Rack, Holds 28 Tubes



680412 Coat and Hat Rack
680412ADJ Coat and Hat Rack, Adjustable



680415 Tape and Label Dispenser with Rail Clips
Dimensions: 3.57" H x 9.5" W x 4.6" D

MRI CONDITIONAL ACCESSORIES



MR-4TILT 4-Compartment Tilt Bin, with Mounting Clip for MR-Conditional Carts

MR-5TILT 5-Compartment Tilt Bin, with Mounting Clip for MR-Conditional Carts

MR-6TILT 6-Compartment Tilt Bin, with Mounting Clip for MR-Conditional Carts



MR-CARDBRD Cardiac Board and Mounting Brackets, for MR-Conditional Carts



MR-IV2 IV Pole, for MR-Conditional Carts



MR-RBR2 2 Tier Raised Back Rail, for MR-Conditional Carts

MR-RBR3 3 Tier Raised Back Rail, for MR-Conditional Carts



MR-ALO2 Oxygen Tank Holder with Bracket, for MR-Conditional Carts



MR-3EXTRAY 3" Exchange Tray with Adjustable Dividers, Fits 2 per drawer
Dimensions:
2.5" H x 11" W x 16.5" D



MR-6EXTRAY 6" Exchange Tray with Adjustable Dividers, Fits 2 per drawer
Dimensions:
5.25" H x 11" W x 16.5" D



MR-UHOOKS4 MR-Conditional Utility Hooks, Set of 4



MR-SR Side Rail, for MR-Conditional Carts



MR-3GSHARPS
MR-Conditional Bemis®
Sharps Container with Bracket



MR-UNIVSHRP
MR-Conditional Sharps
Bracket, Universal



MR-3GWASTE
MR-Conditional Waste
Container with Bracket



MR-8QWASTE Plastic Waste Container
without Cover, 2 gallon
Dimensions: 10" H x 9.5" W x 6.5" D



MR-RLHK Rail Hook,
MR-Conditional

NARCOTIC BOXES FOR DRAWERS & SIDE CABINETS



68143 Locking Narcotics Drawers, Full
Drawer, for Classic Line

68133 1/2 Drawer

68123 1/3 Drawer



CS-4FLN Full Locking Narcotics Box for
4" Drawer, Optimal Line Cassette Carts only

CS-8FLN Full Locking Narcotics Box for
8" Drawer, Optimal Line Cassette Carts only



680470L Locking Side Mounted Cabinet with
2 Adjustable Shelves (Left)

680470R Locking Side Mounted Cabinet with
2 Adjustable Shelves (Right)

Dimensions: 30.4" H x 18" W x 6.7" D



680350 Side Mounted Scope Cabinet,
holds four scopes

Dimensions: 48" H x 16.25" W x 6.25" D

680351 Side Mounted Scope Cabinet,
holds Two scopes

Dimensions: 48" H x 8" W x 6.25" D

— Other Locking Drawers Available —
— Please Call Harloff for More Info —

OXYGEN TANK HOLDERS



AL680403 Oxygen Tank Holder, for D/E Cylinders



VS-AL02 Oxygen Tank Holder with Bracket, for V-Series

UL-AL02 Oxygen Tank Holder with Bracket, for Universal Line



MR-02 Oxygen Tank Holder with Bracket, for MR-Conditional Carts

As a fully equipped U.S.-based factory, Harloff can design and build specialized accessories for unique facility needs.

PUSH HANDLES/TOP RAILS/SIDE RAILS



680342 Offset Push Handle, Flat Rail Style

680343 Offset Push Handle, Tubular Style



68161 Aluminum Push Handle/Side Rail, 16"

68162 Aluminum Push Handle/Side Rail, 24"

OPT-SR Side Rail, for Optimal Line



68160 Top Rail and Push Handle, Stainless Steel, for Classic Line

68165 Top Rail and Push Handle, Stainless Steel, for GP Line and Instrument Carts



UL-TOPRAIL Top Rail Push Handle, Painted Steel, for Universal Line



MINI-TOPRAIL Top Rail and Push Handle, Stainless Steel, for Mini Line



VS-RAIL Top Rail and Push Handle, Painted Steel, for V-Series



MR-SR Side Rail, MR-Conditional Carts

RAISED BACK RAIL SYSTEMS



68163 Raised Back Rail System, 2-Tier, 24" Rails, for Classic Line

UL-RBR2 Raised Back Rail System, 2-Tier, 24" Rails, for Universal Line Carts



68157 Raised Back Rail System, 3-Tier, 24" Rails, for Classic Line

UL-RBR3 Raised Back Rail System, 3-Tier, 24" Rails, for Universal Line Carts



MINI-RBR Raised Back Rail System, 2-Tier, 18" Rails, for Mini Line Carts



OPT-RBR3 Raised Back Rail System, 3 Tier, for Optimal Line

OPT-RBR2 Raised Back Rail System, 2 Tier, for Optimal Line



MR-RBR3 Raised Back Rail System, 3 Tier, for MR-Conditional Carts

MR-RBR2 Raised Back Rail System, 2 Tier, for MR-Conditional Carts

SHARPS CONTAINERS



684802 3 Gal Bemis® Sharps Container with Wire Holder and Mounting Bracket

40838 Sharps Bracket for 3 Gallon Sharps Container

40836 Replacement Bemis® 3 Gallon Sharps Container

684803 3 Gallon Bemis® Sharps Container with locking bracket

683801 Sharps Adapter Bracket for mounting back rail or side rail

VS-3GSHARPS 3 Gal Bemis® Sharps Container with Wire Holder and Mounting Bracket, for V-Series



684810 Bemis® Locking Sharps Holder, Includes 5 Qt. Sharps Container (40837)

40835 Replacement Bemis® Locking Sharps Box

40837 Replacement Bemis® 5 Quart Sharps Container



684811 Bemis® Locking Sharps Holder with Glove Box Holder (680445) includes 5 Qt. Sharps Container (40837)

40837 Replacement 5 Quart Bemis® Sharps Container

40833 Glove Box only



681702 Sharps Bracket, Universal

VS-UNIVSHRP Sharps Bracket, Universal, for V-Series

SHELVING



680300 Side Mounted Drop Shelf without Lip

VS-DRPSHELF Side Mounted Drop Shelf without Lip, for V-Series



PC-ARM Articulating Arm with Laptop Shelf



680325 Laptop Shelf, Mounts to Back of Cart, Adjustable Height, Swivels



UL-OVERHDSHRT Short Overhead Shelf System (for Universal Line). Includes Set of Shelf Supports and Two 14" Monitor Shelves

UL-OVERHDTL Tall Overhead Shelf System (for Universal Line). Includes Set of Tall Shelf Supports with Multiple Mounting Locations and Two 14" Monitor Shelves



680319 Short Overhead Shelf System, for Classic Line. Includes Set of Shelf Supports and Two 14" Monitor Shelves.

Overhead Shelving Replacement Parts

680311FI Short Aluminum Overhead Shelf Support Set (for field installation)

680310FI Tall Aluminum Overhead Shelf Support Set (for field installation)

680312 14" Overhead Shelf, Painted Steel

680314 14" Overhead Shelf, Stainless Steel

680313 20" Overhead Shelf, Painted Steel

680315 20" Overhead Shelf, Stainless Steel

680317 Rubber Mat for Overhead Shelf

680318 Hold-Down Velcro Strap for Overhead Shelf

680313-RAIL Aluminum Back Rail for Overhead Shelf Supports



680320 Tall Overhead Shelf System, for Classic Line. Includes Set of Tall Shelf Supports with Multiple Mounting Locations and Two 14" Monitor Shelves.



68032 Stainless Steel Adjustable Overhead Shelf, for Classic Line

68032-A-BAR Additional Accessory Bar for 68032



68121 Adjustable Shelf for 6200 and 6201



680305 Suction Unit Holder with Corner Bumpers

680308 Suction Unit Holder



680321 Standard Defibrillator Shelf
Inside Dimensions: 12" D x 20" L

680322 Deep Defibrillator Shelf
Inside Dimensions: 14.6" D x 16" L



602106 Top Compartment for Fiberglass Bandages by BSN® and 3M®
Dimensions: 22" H x 26" W x 13" D

TILT BINS

— Classic Tilt Bins —



683803 Tilt Bin, 4-Compartments, with Rail Clips



683804 Tilt Bin, 5-Compartments, with Rail Clips



683805 Tilt Bin, 6-Compartments, with Rail Clips

— MR-Conditional Tilt Bins —



MR-4TILT Tilt Bin, 4-Compartment MR-Conditional, with Rail Clips



MR-5TILT Tilt Bin, 5-Compartment, MR-Conditional, with Rail Clips



MR-6TILT Tilt Bin, 6-Compartment, MR-Conditional, with Rail Clips

TOPS FOR CARTS



40106 Plastic Top, for Classic Line

40254 Plastic Top, for GP Line and Instrument Carts

40102 Plastic Top, for Mini Line

40104 Plastic Top, for ETC Line

VS-PLTOP Plastic Top, for V-Series



40333 Plastic Top, for Cassette Carts

40332 Plastic Top, for MR-Conditional Carts



68152 Stainless Steel Top, for Classic Line

68152MS Painted Steel Top, for Classic Line



40320 Plastic Top, for Universal Line

UTILITY & RAIL HOOKS



680402 Utility Hooks, Set of 4



OPT-RLHK Rail Hook



MR-RLHK Rail Hook for MR-Conditional



680419 Rail Clip

WASTE CONTAINERS



684801 Plastic Waste Container

Mounting Bracket without Cover, 3 Gal.

40817 Plastic 3 Gallon Waste Container

683801 Adapter Bracket for mounting back rail or side rail

VS-3GWASTE Plastic Waste Container Mounting Bracket without Cover, 3 Gal., for V-Series



680408 Plastic Waste Container

without Cover, 2 gallon

Dimensions: 10" H x 9.5" W x 6.5" D



AL680435 Aluminum Waste Container and Mounting Bracket without Lid

AL680436 Aluminum Waste Container and Mounting Bracket with lid

Dimensions: 13.5" H x 6.25" W x 13" D



680409 Waste Container and Mounting Bracket with Lid

Dimensions: 16" H x 10.5" W x 4.5" D

Harloff stocks a selection of popular carts and cabinets in our QuickShip program. The carts listed to the right will ship within 5 business days after receipt of order to fulfill urgent customer requirements. QuickShip orders are limited to quantities of 5 or less. Call Harloff for details on the QuickShip program.

MODEL #	COLOR	TYPE OF CART/CABINET	LEAD TIME
6400Q	Red	Emergency Cart	5 Days
6401Q	Red	Emergency Cart	5 Days
6300Q	Red	Emergency Cart	5 Days
6301Q	Red	Emergency Cart	5 Days
V30-6EMBRD	Red	V-Series Emergency Cart	5 Days
V30-6BRD	Red	V-Series Emergency Cart	5 Days
V24-4EMSRD	Red	V-Series Emergency Cart	5 Days
6350Q	Beige	Anesthesia Cart/All-Purpose Cart	5 Days
6450Q	Beige	Anesthesia Cart/All-Purpose Cart	5 Days
6510Q	Yellow	Isolation Cart	5 Days
6520Q	Yellow	Isolation Cart	5 Days
6200Q	Beige	Treatment Cart	5 Days
6201Q	Beige	Treatment Cart	5 Days
2701BG	Beige	Narcotics Cabinet	3 Days
2702BG	Beige	Narcotics Cabinet	3 Days
2703BG	Beige	Narcotics Cabinet	3 Days
2710BG	Beige	Narcotics Cabinet	3 Days
2720BG	Beige	Narcotics Cabinet	3 Days
2730BG	Beige	Narcotics Cabinet	3 Days

DIMENSIONS & SPECIFICATIONS

ALUMINUM UNIVERSAL LINE CARTS

Medium Height Cabinets



MODEL	DRAWER CONFIGURATION	OVERALL DIMENSIONS	WORK SURFACE HEIGHT	NET WEIGHT
AL808K3	1-6" (16.5 cm) 2-9.75" (24.8 cm)	41" H x 31" W x 24.75" D (122 cm H x 78.7 cm W x 63 cm D)	38" (96.5 cm)	87 lbs (39.5kg)
AL808K3-INF	1-6" (16.5 cm) 2-9.75" (24.8 cm)	68.25" H x 31" W x 24.75" D (174 cm x 79 cm x 63 cm) height includes coat and hat rack	38" (96.5 cm)	89 lbs (40.4 kg)
AL808K4	1-3.25" (8.3 cm) 2-6.5" (16.5 cm) 1-9.75" (24.8 cm)	41" H x 31" W x 24.75" D (122 cm H x 78.7 cm W x 63 cm D)	38" (96.5 cm)	87 lbs (39.5 kg)
AL808K4-INF	1-3.25" (8.3 cm) 2-6.5" (16.5 cm) 1-9.75" (24.8 cm)	68.25" H x 31" W x 24.75" D (174 cm x 79 cm x 63 cm) height includes coat and hat rack	38" (96.5 cm)	89 lbs (40.4 kg)
AL808M4	1-3.25" (8.3 cm) 2-6.5" (16.5 cm) 1-9.75" (24.8 cm)	41" H x 31" W x 24.75" D (122 cm H x 78.7 cm W x 63 cm D)	38" (96.5 cm)	87 lbs (39.5 kg)
AL808B5	3-3.25" (8.3 cm) 1-6.5" (16.5 cm) 1-9.75" (24.8 cm)	41" H x 31" W x 24.75" D (122 cm H x 78.7 cm W x 63 cm D)	38" (96.5 cm)	90 lbs (40.8 kg)
AL808B5-EMG	3-3.25" (8.3 cm) 1-6.5" (16.5 cm) 1-9.75" (24.8 cm)	64.5" H x 35" W x 24.75" D (164 cm H x 89 cm W x 63 cm D), IV pole extends to 82" (208 cm) H	38" (96.5 cm)	108 lbs (49 kg)
AL808K5	3-3.25" (8.3 cm) 1-6.5" (16.5 cm) 1-9.75" (24.8 cm)	41" H x 31" W x 24.75" D (122 cm H x 78.7 cm W x 63 cm D)	38" (96.5 cm)	90 lbs (40.8 kg)
AL808K5-ANS	3-3.25" (8.3 cm) 1-6.5" (16.5 cm) 1-9.75" (24.8 cm)	63" H x 31" W x 24.75" D (160 cm H x 78.7 cm W x 63 cm D) height includes back rail	38" (96.5 cm)	98 lbs (44.5 kg)
AL808K5-ANS2	3-3.25" (8.3 cm) 1-6.5" (16.5 cm) 1-9.75" (24.8 cm)	63" H x 45.5" W x 24.75" D (160 cm H x 115.5 cm W x 63 cm D) height includes back rail	38" (96.5 cm)	108 lbs (49 kg)
AL808M5	3-3.25" (8.3 cm) 1-6.5" (16.5 cm) 1-9.75" (24.8 cm)	41" H x 31" W x 24.75" D (122 cm H x 78.7 cm W x 63 cm D)	38" (96.5 cm)	90 lbs (40.8 kg)
AL808M5-ANS	3-3.25" (8.3 cm) 1-6.5" (16.5 cm) 1-9.75" (24.8 cm)	63" H x 31" W x 24.75" D (160 cm H x 78.7 cm W x 63 cm D) height includes back rail	38" (96.5 cm)	98 lbs (44.5 kg)
AL808M5-ANS2	3-3.25" (8.3 cm) 1-6.5" (16.5 cm) 1-9.75" (24.8 cm)	63" H x 45.5" W x 24.75" D (160 cm H x 115.5 cm W x 63 cm D) height includes back rail	38" (96.5 cm)	108 lbs (49 kg)

Tall Height Cabinets



AL809K3	3-9.75" (24.8 cm)	44.5" H x 31" W x 24.75" D (113 cm H x 78.7 cm W x 63 cm D)	41.5" (105.4 cm)	96 lbs (43.5 kg)
AL809K3-INF	3-9.75" (24.8 cm)	71.75" H x 31" W x 24.75" D (182.2 cm H x 78.7 cm W x 63 cm D) height includes coat and hat rack	41.5" (105.4 cm)	98 lbs (44.5 kg)
AL809K4	1-3.25" (8.3 cm), 1-6.5" (16.5 cm), 2-9.75" (24.8 cm)	44.5" H x 31" W x 24.75" D (113 cm H x 78.7 cm W x 63 cm D)	41.5" (105.4 cm)	98 lbs (44.5 kg)
AL809K4-INF	1-3.25" (8.3 cm), 1-6.5" (16.5 cm), 2-9.75" (24.8 cm)	71.75" H x 31" W x 24.75" D (182.2 cm H x 78.7 cm W x 63 cm D) height includes coat and hat rack	41.5" (105.4 cm)	100 lbs (45.4 kg)
AL809B6	4-3.25" (8.3 cm), 1-6.5" (16.5 cm), 1-9.75" (24.8 cm)	44.5" H x 31" W x 24.75" D (113 cm H x 78.7 cm W x 63 cm D)	41.5" (105.4 cm)	103 lbs (46.7 kg)
AL809B6-EMG	4-3.25" (8.3 cm), 1-6.5" (16.5 cm), 1-9.75" (24.8 cm)	67.75" H x 35" W x 24.7" D (172.1 cm H x 89 cm W x 62.9 cm D), IV pole extends to 85.25" H (216 cm)	41.5" (105.4 cm)	121 lbs (55 kg)
AL809K6	4-3.25" (8.3 cm), 1-6.5" (16.5 cm), 1-9.75" (24.8 cm)	44.5" H x 31" W x 24.75" D (113 cm H x 78.7 cm W x 63 cm D)	41.5" (105.4 cm)	103 lbs (46.7 kg)
AL809K6-ANS	4-3.25" (8.3 cm), 1-6.5" (16.5 cm), 1-9.75" (24.8 cm)	66.5" H x 32.5" W x 24.75" D (169 cm H x 83 cm W x 63 cm D) height includes back rail system	41.5" (105.4 cm)	111 lbs (50.3 kg)
AL809K6-ANS2	4-3.25" (8.3 cm), 1-6.5" (16.5 cm), 1-9.75" (24.8 cm)	66.5" H x 45.5" W x 24.75" D (169 cm H x 115.5 cm W x 63 cm D) height includes back rail system	41.5" (105.4 cm)	121 lbs (54.8 kg)
AL809M6	4-3.25" (8.3 cm), 1-6.5" (16.5 cm), 1-9.75" (24.8 cm)	44.5" H x 31" W x 24.75" D (113 cm H x 78.7 cm W x 63 cm D)	41.5" (105.4 cm)	103 lbs (46.7 kg)
AL809M6-ANS	4-3.25" (8.3 cm), 1-6.5" (16.5 cm), 1-9.75" (24.8 cm)	66.5" H x 32.5" W x 24.75" D (169 cm H x 83 cm W x 63 cm D) height includes back rail system	41.5" (105.4 cm)	111 lbs (50.3 kg)
AL809M6-ANS2	4-3.25" (8.3 cm), 1-6.5" (16.5 cm), 1-9.75" (24.8 cm)	66.5" H x 45.5" W x 24.75" D (169 cm H x 115.5 cm W x 63 cm D) height includes back rail system	41.5" (105.4 cm)	121 lbs (54.8 kg)

ALUMINUM UNIVERSAL LINE CARTS

Tall Height Cabinets (continued)

MODEL	DRAWER CONFIGURATION	OVERALL DIMENSIONS	WORK SURFACE HEIGHT	NET WEIGHT
AL809EKC6	4-3.25" (8.3 cm), 1-6.5" (16.5 cm), 1-9.75" (24.8 cm)	44.5" H x 31" W x 24.75" D (113 cm H x 78.7 cm W x 63 cm D)	41.5" (105.4 cm)	103 lbs (46.7 kg)
AL809EKC6-EMG	4-3.25" (8.3 cm), 1-6.5" (16.5 cm), 1-9.75" (24.8 cm)	67.75" H x 35" W x 24.7" D (172.1 cm H x 89 cm W x 62.9 cm D), IV pole extends to 85.25" H (216 cm)	41.5" (105.4 cm)	121 lbs (54.8 kg)
AL809EKC6-ANS	4-3.25" (8.3 cm), 1-6.5" (16.5 cm), 1-9.75" (24.8 cm)	66.5" H x 32.5" W x 24.75" D (169 cm H x 83 cm W x 63 cm D) height includes back rail system	41.5" (105.4 cm)	111 lbs (50.3 kg)

Super Height Cabinets



AL810B7	5-3.25" (8.3 cm), 1-6.5" (16.5 cm), 1-9.75" (24.8 cm)	48" H x 31" W x 24.75" D (122 cm H x 78.7 cm W x 63 cm D)	45" (114 cm)	110 lbs (50 kg)
AL810B7-EMG	5-3.25" (8.3 cm), 1-6.5" (16.5 cm), 1-9.75" (24.8 cm)	71.25" H x 35" W x 24.7" D (181 cm H x 89 cm W x 62.9 cm D), IV pole extends to 88.5" H (224.8 cm)	45" (114 cm)	128 lbs (58 kg)
AL810K7	5-3.25" (8.3 cm), 1-6.5" (16.5 cm), 1-9.75" (24.8 cm)	48" H x 31" W x 24.75" D (122 cm H x 78.7 cm W x 63 cm D)	45" (114 cm)	110 lbs (50 kg)
AL810K7-ANS	5-3.25" (8.3 cm), 1-6.5" (16.5 cm), 1-9.75" (24.8 cm)	69.75" H x 32.5" W x 24.75" D (122 cm H x 79 cm W x 63 cm D) height includes back rail system	45" (114 cm)	118 lbs (53.5 kg)
AL810K7-ANS2	5-3.25" (8.3 cm), 1-6.5" (16.5 cm), 1-9.75" (24.8 cm)	69.75" H x 45.5" W x 24.75" D (122 cm H x 115.5 cm W x 63 cm D) height includes back rail system	45" (114 cm)	128 lbs (58 kg)
AL810M7	5-3.25" (8.3 cm), 1-6.5" (16.5 cm), 1-9.75" (24.8 cm)	48" H x 31" W x 24.75" D (122 cm H x 78.7 cm W x 63 cm D)	45" (114 cm)	110 lbs (50 kg)
AL810M7-ANS	5-3.25" (8.3 cm), 1-6.5" (16.5 cm), 1-9.75" (24.8 cm)	69.75" H x 32.5" W x 24.75" D (122 cm H x 79 cm W x 63 cm D) height includes back rail system	45" (114 cm)	118 lbs (53.5 kg)
AL810M7-ANS2	5-3.25" (8.3 cm), 1-6.5" (16.5 cm), 1-9.75" (24.8 cm)	69.75" H x 45.5" W x 24.75" D (122 cm H x 115.5 cm W x 63 cm D) height includes back rail system	45" (114 cm)	128 lbs (58 kg)

CLASSIC LINE CARTS

Short Height Cabinets



6230	1-3" (7.6 cm) Drawer and 1-21" (53.34 cm) Storage Compartment	35.5" H x 32" W x 22" D (90.2 cm H x 81.3 cm W x 55.9 cm D)	34" (86.4 cm)	87 lbs (39.5 kg)
6300	2-3" (7.6 cm), 1-6" (15.2 cm), 1-12" (30.5 cm)	38.5" H x 32" W x 22" D (97.8 cm H x 81.3 cm W x 55.9 cm D)	34" (86.4 cm)	107 lbs (48.5 kg)
6301	2-3" (7.6 cm), 1-6" (15.2 cm), 1-12" (30.5 cm)	61" H x 38" W x 22" D (155 cm H x 96.5 cm W x 55.9 cm D) height includes IV pole - extends to 79" H (200.6 cm)	34" (86.4 cm)	133 lbs (60.3 kg)
6330	3-3" (7.6 cm), 1-6" (15.2 cm), 1-9" (22.9 cm)	38.5" H x 32" W x 22" D (97.8 cm H x 81.3 cm W x 55.9 cm D)	34" (86.4 cm)	118 lbs (53.5 kg)
6331	3-3" (7.6 cm), 1-6" (15.2 cm), 1-9" (22.9 cm)	61" H x 38" W x 22" D (155 cm H x 96.5 cm W x 55.9 cm D) height includes IV pole - extends to 79" H (200.6 cm)	34" (86.4 cm)	136 lbs (61.7 kg)
6350	2-3" (7.6 cm), 1-6" (15.2 cm), 1-12" (30.5 cm)	35.5" H x 32" W x 22" D (90.2 cm H x 81.3 cm W x 55.9 cm D)	34" (86.4 cm)	109 lb (49.4 kg)
6351	2-3" (7.6 cm), 1-6" (15.2 cm), 1-12" (30.5 cm)	51.5" H x 32" W x 22" D (130.8 cm H x 81.3 cm W x 55.9 cm D) height includes back rail system	34" (86.4 cm)	116 lb (52.6 kg)
7350	2-3" (7.6 cm), 1-6" (15.2 cm), 1-12" (30.5 cm)	36.5" H x 32" W x 22" D (92.7 cm H x 81.3 cm W x 55.9 cm D)	34" (86.4 cm)	112 lb (50.8 kg)
7351	2-3" (7.6 cm), 1-6" (15.2 cm), 1-12" (30.5 cm)	52" H x 32" W x 22" D (132 cm H x 81.3 cm W x 55.9 cm D) height includes back rail system	34" (86.4 cm)	119 lb (53.9 kg)

DIMENSIONS & SPECIFICATIONS

CLASSIC LINE CARTS

Tall Height Cabinets



MODEL	DRAWER CONFIGURATION	OVERALL DIMENSIONS	WORK SURFACE HEIGHT	NET WEIGHT
6200	1-3" (7.6 cm), 1-6" (15.2 cm) Drawers and 1-21" (53.34 cm) Storage Compartment	41.5" H x 32" W x 22" D (105.4 cm H x 81.3 cm W x 55.9 cm D)	40.4" (102.6 cm)	104 lbs (47.2 kg)
6201	1-3" (7.6 cm), 1-6" (15.2 cm) Drawers and 1-21" (53.34 cm) Storage Compartment	44.5" H x 32" W x 22" D (113 cm H x 81.3 cm W x 55.9 cm D)	40.4" (102.6 cm)	117 lbs (53 kg)
6400	4-3" (7.6 cm), 1-6" (15.2 cm), 1-12" (30.5 cm)	44.5" H x 32" W x 22" D (113 cm H x 81.3 cm W x 55.9 cm D)	40.4" (102.6 cm)	131 lbs (59.4 kg)
6400PEC	1-6" (15.2 cm), 8-3" (7.6 cm)	44.5" H x 32" W x 22" D (113 cm H x 81.3 cm W x 55.9 cm D)	40.4" (102.6 cm)	150 lbs (68 kg)
6401	4-3" (7.6 cm), 1-6" (15.2 cm), 1-12" (30.5 cm)	67" H x 38" W x 22" D (170 cm H x 96.5 cm W x 55.9 cm D) height includes IV Pole - extends to 85" H / 216 cm	40.4" (102.6 cm)	155 lbs (70.3 kg)
6401PEC	1-6" (15.2 cm), 8-3" (7.6 cm)	67" H x 38" W x 22" D (170 cm H x 96.5 cm W x 55.9 cm D) height includes IV Pole - extends to 85" H / 216 cm	40.4" (102.6 cm)	174 lbs (78.9 kg)
6403	4-3" (7.6 cm), 1-6" (15.2 cm) Drawers and 1-12" (30.5 cm) Storage Compartment with Flip-Up Door	67" H x 38" W x 22" D (170 cm H x 96.5 cm W x 55.9 cm D) height includes IV Pole - extends to 85" H / 216 cm	40.4" (102.6 cm)	152 lbs (68.9 kg)
6411	1-6" (15.2 cm), 3-3" (7.6 cm), 1-6" (15.2 cm), 1-9" (22.9 cm)	67" H x 47.5" W x 22" D (170 cm H x 120.6 cm W x 55.9 cm D) height includes IV Pole - extends to 85" H / 216 cm	40.4" (102.6 cm)	191 lbs (86.6 kg)
6450	4-3" (7.6 cm), 1-6" (15.2 cm), 1-12" (30.5 cm)	41.5" H x 32" W x 22" D (105.4 cm H x 81.3 cm W x 55.9 cm D)	40.4" (102.6 cm)	132 lbs (59.9 kg)
6451	4-3" (7.6 cm), 1-6" (15.2 cm), 1-12" (30.5 cm)	56.75" H x 32" W x 22" D (144 cm H x 81.3 cm W x 55.9 cm D) height includes back rail system	40.4" (102.6 cm)	139 lbs (63 kg)
6456	4-3" (7.6 cm), 1-6" (15.2 cm), 1-12" (30.5 cm)	56.75" H x 44" W x 22" D (144 cm H x 111.76 cm W x 55.9 cm D) height includes back rail system	40.4" (102.6 cm)	173 lbs (78.5 kg)
6457	4-3" (7.6 cm), 1-6" (15.2 cm), 1-12" (30.5 cm)	58.4" H x 40" W x 25" D (148.3 cm H x 101.6 cm W x 63.5 cm D) Full height of adjustable shelf: 62.6" / 159 cm H	40.4" (102.6 cm)	183 lbs (83 kg)
6510	1-6" (15.2 cm), 2-12" (30.5 cm)	41.5" H x 32" W x 22" D (105.4 cm H x 81.3 cm W x 55.9 cm D)	40.4" (102.6 cm)	112 lbs (50.8 kg)
6511	1-6" (15.2 cm), 2-12" (30.5 cm)	60.7" H x 32" W x 22" D (154.2 cm H x 81.3 cm W x 55.9 cm D) height includes coat and hat rack	40.4" (102.6 cm)	114 lbs (51.7 kg)
6520	1-3" (7.6 cm), 3-9" (22.9 cm)	41.5" H x 32" W x 22" D (105.4 cm H x 81.3 cm W x 55.9 cm D)	40.4" (102.6 cm)	116 lbs (52.6 kg)
6521	1-3" (7.6 cm), 3-9" (22.9 cm)	60.7" H x 32" W x 22" D (154.2 cm H x 81.3 cm W x 55.9 cm D) height includes coat and hat rack	40.4" (102.6 cm)	119 lbs (54 kg)
6610	6-3" (7.6 cm), 2-6" (15.2 cm)	41.5" H x 32" W x 22" D (105.4 cm H x 81.3 cm W x 55.9 cm D)	40.4" (102.6 cm)	150 lbs (68 kg)
6611	6-3" (7.6 cm), 2-6" (15.2 cm)	44.5" H x 32" W x 22" D (113 cm H x 81.3 cm W x 55.9 cm D)	40.4" (102.6 cm)	152 lbs (68.9 kg)
6640	1-3" (7.6 cm), 1-6" (15.2 cm)	41.5" H x 32" W x 22" D (105.4 cm H x 81.3 cm W x 55.9 cm D)	40.4" (102.6 cm)	145 lbs (65.8 kg)
6641	1-3" (7.6 cm), 1-6" (15.2 cm)	67" H x 32" W x 22" D (170 cm H x 81.3 cm W x 55.9 cm D) height includes IV Pole - extends to 85" H / 216 cm	40.4" (102.6 cm)	161 lbs (73 kg)
6650	3-3" (7.6 cm), 2-6" (15.2 cm), 1-9" (22.9 cm)	65.2" H x 40" W x 25" D (166.4 cm H x 101.6 cm W x 63.5 cm D)	40.4" (102.6 cm)	168 lbs (76.2 kg)
6651	3-3" (7.6 cm), 2-6" (15.2 cm), 1-9" (22.9 cm)	73.4" x 40" W x 25" D (186.4 cm H x 101.6 cm W x 63.5 cm D)	40.4" (102.6 cm)	166 lbs (75.3 kg)
7200	1-3" (7.6 cm), 1-6" (15.2 cm) Drawers and 1-21" (53.34 cm) Storage Compartment	42.5" H x 32" W x 22" D (108 cm H x 81.3 cm W x 55.9 cm D)	40.4" (102.6 cm)	105 lbs (47.6 kg)

CLASSIC LINE CARTS

Tall Height Cabinets (continued)

MODEL	DRAWER CONFIGURATION	OVERALL DIMENSIONS	WORK SURFACE HEIGHT	NET WEIGHT
7450	4-3" (7.6 cm), 1-6" (15.2 cm), 1-12" (30.5 cm)	42.5" H x 32" W x 22" D (108 cm H x 81.3 cm W x 55.9 cm D)	40.4" (102.6 cm)	134 lbs (60.8 kg)
7451	4-3" (7.6 cm), 1-6" (15.2 cm), 1-12" (30.5 cm)	56.75" H x 32" W x 22" D (144 cm H x 81.3 cm W x 55.9 cm D) height includes back rail system	40.4" (102.6 cm)	141 lbs (64 kg)
7456	4-3" (7.6 cm), 1-6" (15.2 cm), 1-12" (30.5 cm)	56.75" H x 44" W x 22" D (144 cm H x 111.76 cm W x 55.9 cm D) height includes back rail system	40.4" (102.6 cm)	175 lbs (79.4 kg)

V-SERIES CARTS

Short Height Cabinets



V24-3K	1-6" (15.2 cm), 2-9" (22.9 cm)	34" H x 29.5" W x 22" D (86.4 cm H x 74.9 cm W x 55.9 cm D)	34" (86.4 cm)	88 lbs (40 kg)
V24-4K	2-3" (7.6 cm), 1-6" (15.2 cm), 1-12" (30.5 cm)	34" H x 29.5" W x 22" D (86.4 cm H x 74.9 cm W x 55.9 cm D)	34" (86.4 cm)	88 lbs (40 kg)
V24-4B	2-3" (7.6 cm), 1-6" (15.2 cm), 1-12" (30.5 cm)	34" H x 29.5" W x 22" D (86.4 cm H x 74.9 cm W x 55.9 cm D)	34" (86.4 cm)	88 lbs (40 kg)
V24-4EMG	2-3" (7.6 cm), 1-6" (15.2 cm), 1-12" (30.5 cm)	61.5" H x 33.25" W x 22.5" D (156.2 cm H x 96.5 cm W x 55.9 cm D) height includes IV pole - extends to 79" H (200.6 cm)	34" (86.4 cm)	110 lbs (49.9 kg)
V24-5K	3-3" (7.6 cm), 1-6" (15.2 cm), 1-9" (22.9 cm)	34" H x 29.5" W x 22" D (86.4 cm H x 74.9 cm W x 55.9 cm D)	34" (86.4 cm)	101 lbs (45.8 kg)

Tall Height Cabinets



V30-2K	1-3" (7.6 cm), 1-6" (15.2 cm) Drawers and 1-21" (53.34 cm) Storage Compartment	40" H x 29.5" W x 22" D (101.6 cm H x 74.9 cm W x 55.9 cm D)	40" (101.6 cm)	90 lbs (40.8 kg)
V30-3K	1-6" (15.2 cm), 2-12" (30.5 cm)	40" H x 29.5" W x 22" D (101.6 cm H x 74.9 cm W x 55.9 cm D)	40" (101.6 cm)	102 lbs (46.3 kg)
V30-4K	1-3" (7.6 cm), 3-9" (22.9 cm)	40" H x 29.5" W x 22" D (101.6 cm H x 74.9 cm W x 55.9 cm D)	40" (101.6 cm)	105 lbs (47.6 kg)
V30-5K	2-3" (7.6 cm), 1-6" (15.2 cm), 2-9" (22.9 cm)	40" H x 29.5" W x 22" D (101.6 cm H x 74.9 cm W x 55.9 cm D)	40" (101.6 cm)	115 lbs (52.2 kg)
V30-6K	4-3" (7.6 cm), 1-6" (15.2 cm), 1-12" (30.5 cm)	40" H x 29.5" W x 22" D (101.6 cm H x 74.9 cm W x 55.9 cm D)	40" (101.6 cm)	118 lbs (53.5 kg)
V30-6B	4-3" (7.6 cm), 1-6" (15.2 cm), 1-12" (30.5 cm)	40" H x 29.5" W x 22" D (101.6 cm H x 74.9 cm W x 55.9 cm D)	40" (101.6 cm)	118 lbs (53.5 kg)
V30-6EMG	4-3" (7.6 cm), 1-6" (15.2 cm), 1-12" (30.5 cm)	67" H x 33.25" W x 22.5" D (170 cm H x 84.5 cm W x 57.2 cm D) height includes IV Pole - extends to 85" H / 216 cm H	40" (101.6 cm)	138 lbs (62.6 kg)

MINI LINE CARTS

Short Height Cabinets



3145B 3145K 3145M	3-3" (7.6 cm), 1-6" (15.2 cm), 1-9" (22.9 cm)	34.4" H x 18" W x 18" D (87.4 cm H x 45.7 cm W x 45.7 cm D)	33.4" (84.8 cm)	74 lbs (33.6 kg)
3143B 3143K 3143M	1-6" (15.2 cm), 2-9" (22.9 cm)	34.4" H x 18" W x 18" D (87.4 cm H x 45.7 cm W x 45.7 cm D)	33.4" (84.8 cm)	71 lbs (32.2 kg)
3145B-EMG	3-3" (7.6 cm), 1-6" (15.2 cm), 1-9" (22.9 cm)	63.25" H x 24.5" W x 20.5" D (160.7 cm H x 62.2 cm W x 52 cm D) height includes IV Pole - extends to 81.75" H / 207.6 cm H)	33.4" (84.8 cm)	83 lbs (37.6 kg)
3145K-ANS	3-3" (7.6 cm), 1-6" (15.2 cm), 1-9" (22.9 cm)	49.7" H x 21.25" W x 19.8" D (126.2 cm H x 54 cm W x 50.3 cm D) height includes back rail system	33.4" (84.8 cm)	93 lbs (42.2 kg)
3245B 3245K 3245M	3-3" (7.6 cm), 1-6" (15.2 cm), 1-9" (22.9 cm)	37" H x 19.5" W x 25" D (94 cm H x 49.5 cm W x 63.5 cm D)	36" (91.4 cm)	84 lbs (38.1 kg)
3245BPB	3-3" (7.6 cm), 1-6" (15.2 cm), 1-9" (22.9 cm)	52.5" H x 27.5" W x 25" D (133.4 cm H x 70 cm W x 63.5 cm D) includes accessories	36" (91.4 cm)	114 lbs (51.7 kg)

DIMENSIONS & SPECIFICATIONS

MINI LINE CARTS

Short Height Cabinets (continued)

MODEL	DRAWER CONFIGURATION	OVERALL DIMENSIONS	WORK SURFACE HEIGHT	NET WEIGHT
3245B-EMG	3-3" (7.6 cm), 1-6" (15.2 cm), 1-9" (22.9 cm)	66" H x 24.5" W x 25" D (167.6 cm H x 62.2 cm W x 63.5 cm D) height includes IV Pole - extends to 84.5" / 214.6 cm H	36" (91.4 cm)	93 lbs (42.2 kg)
3245K-ANS	3-3" (7.6 cm), 1-6" (15.2 cm), 1-9" (22.9 cm)	37" H x 19.5" W x 25" D (94 cm H x 49.5 cm W x 63.5 cm D)	36" (91.4 cm)	103 lbs (46.7 kg)
AL3245B, AL3245K, AL3245M	3-3" (7.6 cm), 1-6" (15.2 cm), 1-9" (22.9 cm)	37" H x 19.5" W x 25" D (94 cm H x 49.5 cm W x 63.5 cm D)	36" (91.4 cm)	64 lbs (29 kg)

Tall Height Cabinets



3154B, 3154K, 3154M	1-3" (7.6 cm), 3-9" (22.9 cm)	40.75" H x 18" W x 18" D (103.5 cm H x 45.7 cm W x 45.7 cm D)	39.75" (100.9 cm)	76 lbs (34.5 kg)
3156B, 3156K, 3156M	3-3" (7.6 cm), 2-6" (15.2 cm), 1-9" (22.9 cm)	40.75" H x 18" W x 18" D (103.5 cm H x 45.7 cm W x 45.7 cm D)	39.75" (100.9 cm)	87 lbs (39.5 kg)
3156B-EMG	3-3" (7.6 cm), 2-6" (15.2 cm), 1-9" (22.9 cm)	66.25" H x 24.5" W x 20.5" D (168.3 cm H x 62.2 cm W x 52 cm D) height includes IV Pole - extends to 84.75" / 215.3 cm H	39.75" (100.9 cm)	96 lbs (43.5 kg)
3156K-ANS	3-3" (7.6 cm), 2-6" (15.2 cm), 1-9" (22.9 cm)	56" H x 21.25" W x 19.8" D (142.2 cm H x 54 cm W x 50.3 cm D) height includes back rail system	39.75" (100.9 cm)	97 lbs (44 kg)
3254LPB	1-3" (7.6 cm), 3-9" (22.9 cm)	58.75" H x 27.5" W x 25" D (149.2 cm H x 70 cm W x 63.5 cm D) includes accessories	42" (106.7 cm)	116 lbs (52.6 kg)
3256KPB	3-3" (7.6 cm), 2-6" (15.2 cm), 1-9" (22.9 cm)	58.75" H x 27.5" W x 25" D (149.2 cm H x 70 cm W x 63.5 cm D) includes accessories	42" (106.7 cm)	118 lbs (53.5 kg)
3256B, 3256K, 3256M	3-3" (7.6 cm), 2-6" (15.2 cm), 1-9" (22.9 cm)	43.5" H x 19.5" W x 25" D (110.5 cm H x 49.5 cm W x 63.5 cm D)	42" (106.7 cm)	97 lbs (44 kg)
3256B-EMG	3-3" (7.6 cm), 2-6" (15.2 cm), 1-9" (22.9 cm)	69" H x 24.5" W x 25" D (175.3 cm H x 62.2 cm W x 63.5 cm D) height includes IV Pole - extends to 87.5" / 222.25 cm H	42" (106.7 cm)	106 lbs (48 kg)
3256K-ANS	3-3" (7.6 cm), 2-6" (15.2 cm), 1-9" (22.9 cm)	58.75" H x 19.5" W x 25" D (149.2 cm H x 49.5 cm W x 63.5 cm D) height includes back rail system	42" (106.7 cm)	107 lbs (48.5 kg)
AL3255EKC	1-3" (7.6 cm), 3-6" (15.2 cm), 1-9" (22.9 cm)	40.75" H x 18" W x 18" D (103.5 cm H x 45.7 cm W x 45.7 cm D)	42" (106.7 cm)	76 lbs (34.4 kg)
AL3256B, AL3256K, AL3256M	3-3" (7.6 cm), 2-6" (15.2 cm), 1-9" (22.9 cm)	43.5" H x 19.5" W x 25" D (110.5 cm H x 49.5 cm W x 63.5 cm D)	42" (106.7 cm)	76 lbs (34.4 kg)

ETC LINE CARTS

ETC-3	3-2.75" (6.98 cm) Drawers and 1-12" (30.5 cm) Open Storage Compartment	27.25" H x 23.38" W x 15.13" D (69.2 cm H x 59.4 cm W x 38.4 cm D)	27.75" (70.5 cm)	50 lbs (22.7 kg)
ETC-4	1-2.75" (6.98 cm), 3-5.75" (14.6 cm)	27.25" H x 23.38" W x 15.13" D (69.2 cm H x 59.4 cm W x 38.4 cm D)	27.75" (70.5 cm)	58 lbs (26.3 kg)
ETC-5	3-2.75" (6.98 cm), 2-5.75" (14.6 cm)	27.25" H x 23.38" W x 15.13" D (69.2 cm H x 59.4 cm W x 38.4 cm D)	27.75" (70.5 cm)	62 lbs (28 kg)

GENERAL PURPOSE LINE CARTS



6130	2-3" (7.6 cm), 1-6" (15.2 cm), 2-9" (22.9 cm)	40.25" H x 28.5" W x 22.25" D (102.2 cm H x 72.4 cm W x 56.5 cm D)	40.25" (102.2 cm)	119 lbs (54 kg)
6140	4-3" (7.6 cm), 2-9" (22.9 cm)	40.25" H x 28.5" W x 22.25" D (102.2 cm H x 72.4 cm W x 56.5 cm D)	40.25" (102.2 cm)	124 lbs (56.2 kg)
6145	2-6" (15.2 cm), 2-9" (22.9 cm)	40.25" H x 28.5" W x 22.25" D (102.2 cm H x 72.4 cm W x 56.5 cm D)	40.25" (102.2 cm)	112 lbs (50.8 kg)
6150	2-3" (7.6 cm), 1-6" (15.2 cm) Drawers and 1-18" (45.7 cm) Storage Compartment	40.25" H x 28.5" W x 22.25" D (102.2 cm H x 72.4 cm W x 56.5 cm D)	40.25" (102.2 cm)	99 lbs (44.9 kg)

GENERAL PURPOSE LINE CARTS

(continued)

MODEL	DRAWER CONFIGURATION	OVERALL DIMENSIONS	WORK SURFACE HEIGHT	NET WEIGHT
6151	2-3" (7.6 cm), 1-6" (15.2 cm) Drawers and 1-18" (45.7 cm) Storage Compartment	40.25" H x 28.5" W x 22.25" D (102.2 cm H x 72.4 cm W x 56.5 cm D)	40.75" (103.5 cm)	103 lbs (46.7 kg)
6161	2-3" (7.6 cm), 1-6" (15.2 cm) Drawers and 1-18" (45.7 cm) Storage Compartment	40.25" H x 28.5" W x 22.25" D (102.2 cm H x 72.4 cm W x 56.5 cm D)	40.75" (103.5 cm)	103 lbs (46.7 kg)

INSTRUMENT CARTS



6725	2-3" (7.6 cm)	36.5"H x 23.75" W x 19.25" D (92.71 cm H x 60.33 cm W x 48.9 cm D)	36.5" (92.7 cm)	61 lbs (27.6 kg)
6726	2-3" (7.6 cm)	39.5" H x 25" W x 19.3" D (100.3 cm H x 63.5 cm W x 48.9 cm D)	37" (94 cm)	65 lbs (29.5 kg)
6735	2-3" (7.6 cm), 1-6" (15.2 cm)	36.5"H x 23.75" W x 19.25" D (92.71 cm H x 60.33 cm W x 48.9 cm D)	36.5" (92.7 cm)	71 lbs (32.2 kg)
6736	2-3" (7.6 cm), 1-6" (15.2 cm)	39.5" H x 25" W x 19.3" D (100.3 cm H x 63.5 cm W x 48.9 cm D)	37" (94 cm)	75 lbs (34 kg)
6745	1-3" (7.6 cm), 1-6" (15.2 cm), 1-9" (22.9 cm)	36.5"H x 23.75" W x 19.25" D (92.71 cm H x 60.33 cm W x 48.9 cm D)	36.5" (92.7 cm)	81 lbs (36.7 kg)
6746	1-3" (7.6 cm), 1-6" (15.2 cm), 1-9" (22.9 cm)	39.5" H x 25" W x 19.3" D (100.3 cm H x 63.5 cm W x 48.9 cm D)	37" (94 cm)	85 lbs (38.5 kg)

CAST CARTS



6020	6-3" (7.6 cm), 2-6" (15.2 cm)	43" H x 43" W x 20.5" D (109.2 cm H x 109.2 cm W x 52 cm D) height with Pole: 77" / 195.6 cm	42.5" (107.9 cm)	179 lbs (81.2 kg)
6025	6-3" (7.6 cm), 2-6" (15.2 cm)	43" H x 43" W x 20.5" D (109.2 cm H x 109.2 cm W x 52 cm D) height with Pole: 77" / 195.6 cm	42.5" (107.9 cm)	207 lbs (93.9 kg)
6025-TC	6-3" (7.6 cm), 2-6" (15.2 cm)	65.5"H x 43" W x 20.5" D (166.4 cm H x 109.2 cm W x 52 cm D) height includes top storage box - 77" / 195.6 cm with pole)	n/a	226 lbs (102.5 kg)
6030	6-3" (7.6 cm), 2-6" (15.2 cm)	43" H x 43" W x 20.5" D (109.2 cm H x 109.2 cm W x 52 cm D) height with Pole: 77" / 195.6 cm	42.5" (107.9 cm)	178 lbs (80.7 kg)
6035	6-3" (7.6 cm), 2-6" (15.2 cm)	43" H x 43" W x 20.5" D (109.2 cm H x 109.2 cm W x 52 cm D) height with Pole: 77" / 195.6 cm	42.5" (107.9 cm)	208 lbs (94.3 kg)
6035-TC	6-3" (7.6 cm), 2-6" (15.2 cm)	65.5"H x 43" W x 20.5" D (166.4 cm H x 109.2 cm W x 52 cm D) height includes top storage box - 77" / 195.6 cm with pole)	n/a	227 lbs (102.9 kg)

MRI CONDITIONAL CARTS

Full Size Cabinets



MR6B	1-4" (10.2 cm), 2-3.25" (8.3 cm), 2-6.5" (16.5 cm), 1-9.75" (24.8 cm)	45.75" H x 30.5" W x 24" D (116.2 cm H x 77.5 cm W x 61 cm D)	44" (111.8 cm)	109 lbs (49.4 kg)
MR6B-EMG	1-4" (10.2 cm), 2-3.25" (8.3 cm), 2-6.5" (16.5 cm), 1-9.75" (24.8 cm)	70.75" H x 34.4" W x 24" D (179.7 cm H x 87.4 cm W x 61 cm D) height includes IV pole	44" (111.8 cm)	118 lbs (53.5 kg)
MR7B	1-4" (10.2 cm), 4-3.25" (8.3 cm), 1-6.5" (16.5 cm), 1-9.75" (24.8 cm)	45.75" H x 30.5" W x 24" D (116.2 cm H x 77.5 cm W x 61 cm D)	44" (111.8 cm)	115 lbs (52.2 kg)
MR7B-EMG	1-4" (10.2 cm), 4-3.25" (8.3 cm), 1-6.5" (16.5 cm), 1-9.75" (24.8 cm)	70.75" H x 34.4" W x 24" D (179.7 cm H x 87.4 cm W x 61 cm D) height includes IV pole	44" (111.8 cm)	127 lbs (57.6 kg)
MR6K	1-4" (10.2 cm), 2-3.25" (8.3 cm), 2-6.5" (16.5 cm), 1-9.75" (24.8 cm)	45.75" H x 30.5" W x 24" D (116.2 cm H x 77.5 cm W x 61 cm D)	44" (111.8 cm)	115 lbs (52.2 kg)

DIMENSIONS & SPECIFICATIONS

MRI CONDITIONAL CARTS

Full Size Cabinets

(continued)

MODEL	DRAWER CONFIGURATION	OVERALL DIMENSIONS	WORK SURFACE HEIGHT	NET WEIGHT
MR6K-MAN	1-4" (10.2 cm), 2-3.25" (8.3 cm), 2-6.5" (16.5 cm), 1-9.75" (24.8 cm)	68.2" H x 32" W x 24" D (173.2 cm H x 81.3 cm W x 61 cm D) height includes back rail system	44" (111.8 cm)	126 lbs (57 kg)
MR7K	1-4" (10.2 cm), 4-3.25" (8.3 cm), 1-6.5" (16.5 cm), 1-9.75" (24.8 cm)	45.75" H x 30.5" W x 24" D (116.2 cm H x 77.5 cm W x 61 cm D)	44" (111.8 cm)	118 lbs (53.5 kg)
MR7K -MAN	1-4" (10.2 cm), 4-3.25" (8.3 cm), 1-6.5" (16.5 cm), 1-9.75" (24.8 cm)	68.2" H x 32" W x 24" D (173.2 cm H x 81.3 cm W x 61 cm D) height includes back rail system	44" (111.8 cm)	135 lbs (61.2 kg)

Narrow Cabinets



MRN6B	1-4" (10.2 cm), 2-3.25" (8.3 cm), 2-6.5" (16.5 cm), 1-9.75" (24.8 cm)	46" H x 20.5" W x 24" D (116.84 cm H x 52 cm W x 61 cm D)	44" (111.8 cm)	85 lbs (38.6 kg)
MRN6B-EMG	1-4" (10.2 cm), 2-3.25" (8.3 cm), 2-6.5" (16.5 cm), 1-9.75" (24.8 cm)	70.75" H x 24.5" W x 25.5" D (179.7 cm H x 62.2 cm W x 67.7 cm D) height includes IV pole	44" (111.8 cm)	113 lbs (51.4 kg)
MRN7B	1-4" (10.2 cm), 4-3.25" (8.3 cm), 1-6.5" (16.5 cm), 1-9.75" (24.8 cm)	46" H x 20.5" W x 24" D (116.84 cm H x 52 cm W x 61 cm D)	44" (111.8 cm)	85 lbs (38.6 kg)
MRN7B-EMG	1-4" (10.2 cm), 4-3.25" (8.3 cm), 1-6.5" (16.5 cm), 1-9.75" (24.8 cm)	70.75" H x 24.5" W x 25.5" D (179.7 cm H x 62.2 cm W x 67.7 cm D) height includes IV pole	44" (111.8 cm)	113 lbs (51.4 kg)
MRN6K	1-4" (10.2 cm), 2-3.25" (8.3 cm), 2-6.5" (16.5 cm), 1-9.75" (24.8 cm)	46" H x 20.5" W x 24" D (116.84 cm H x 52 cm W x 61 cm D)	44" (111.8 cm)	85 lbs (38.6 kg)
MRN6K-MAN	1-4" (10.2 cm), 2-3.25" (8.3 cm), 2-6.5" (16.5 cm), 1-9.75" (24.8 cm)	68.2" H x 22" W x 24" D (173.2 cm H x 55.9 cm W x 61 cm D) height includes back rail system	44" (111.8 cm)	108 lbs (50.5 kg)
MRN7K	1-4" (10.2 cm), 4-3.25" (8.3 cm), 1-6.5" (16.5 cm), 1-9.75" (24.8 cm)	46" H x 20.5" W x 24" D (116.84 cm H x 52 cm W x 61 cm D)	44" (111.8 cm)	85 lbs (38.6 kg)
MRN7K-MAN	1-4" (10.2 cm), 4-3.25" (8.3 cm), 1-6.5" (16.5 cm), 1-9.75" (24.8 cm)	68.2" H x 22" W x 24" D (173.2 cm H x 55.9 cm W x 61 cm D) height includes back rail system	44" (111.8 cm)	108 lbs (50.5 kg)

MEDICATION CARTS

Universal Line Cassette Carts



UL20CS-M	1-3.25" (8.3 cm), 2 Pull-out cassette drawer-shelves (with double-tier locking cassettes; 10 bins ea.), 1-3.25" (8.3 cm)	41" H x 31" W x 24.75" D (122 cm H x 78.7 cm W x 63 cm D)	38" (96.5 cm)	162 lbs (73.5 kg)
UL20CS-T	1-3.25" (8.3 cm), 2 Pull-out cassette drawer-shelves (with double-tier locking cassettes; 10 bins ea.), 1-6.5" (16.5 cm)	44.5" H x 31" W x 24.75" D (113 cm H x 78.7 cm W x 63 cm D)	41.5" (105.4 cm)	172 lbs (78 kg)
UL20CS-S	1-3.25" (8.3 cm), 2 Pull-out cassette drawer-shelves (with double-tier locking cassettes; 10 bins ea.), 1-9.75" (24.8 cm)	46" H x 31.5" W x 24.75" D (116.4 cm H x 80 cm W x 63 cm D)	45" (114 cm)	182 lbs (82.5 kg)

MEDICATION CARTS

Optimal Line Cassette Carts



MODEL	DRAWER CONFIGURATION	OVERALL DIMENSIONS	WORK SURFACE HEIGHT	NET WEIGHT
AL16CS	2-4" (10.2 cm), 2-8" (20.4 cm) Double tier cassettes; 8 bins ea., 1-8" (20.4 cm)	45.75" H x 30.5" W x 23.75" D (116.2 cm H x 77.5 cm W x 60.3 cm D)	44" (111.8 cm)	144 lbs (65.3 cm)
AL20CS	1-4" (10.2 cm), 1-4" (10.2 cm) Single tier cassette; 4 bins ea., 2-8" (20.4 cm) Double tier cassettes; 8 bins ea., 1-8" (20.4 cm)	45.75" H x 30.5" W x 23.75" D (116.2 cm H x 77.5 cm W x 60.3 cm D)	44" (111.8 cm)	149 lbs (67.6 cm)
AL24CS	1-4" (10.2 cm), 3-8" (20.4 cm) Double tier cassettes; 8 bins ea., 1-4" (10.2 cm)	45.75" H x 30.5" W x 23.75" D (116.2 cm H x 77.5 cm W x 60.3 cm D)	44" (111.8 cm)	154 lbs (69.9 cm)
AL28CS	1-4" (10.2 cm), 1-4" (10.2 cm) Single tier cassette; 4 bins ea., 3-8" (20.4 cm) Double tier cassettes; 8 bins ea.	45.75" H x 30.5" W x 23.75" D (116.2 cm H x 77.5 cm W x 60.3 cm D)	44" (111.8 cm)	159 lbs (72.1 cm)

Economy Line Cassette Cart

EL24CS	Locking Flip-up Door Encloses Single 24 Bin Cassette; 1-3" (7.6 cm), 1-9" (22.9 cm)	45.75" H x 26.5" W x 22.5" D (116.2 cm H x 67.3 cm W x 57.2 cm D)	44" (111.8 cm)	140 lbs (63.7 cm)
--------	---	--	-------------------	----------------------

PunchCard Carts



SL600PC	Left Column Drawers: 1-4", 3-9.75" punch card drawers Right Column Drawers: 1-4", 1-9.75" locking narcotics drawer, 2-9.75"	45.75" H x 43" W x 23.5" D (116.2 cm H x 109.2 cm W x 59.7 cm D)	44" (111.8 cm)	195 lbs (88.5 cm)
VLT360PC	1-3" (7.6 cm), 2-9.75" (24.8 cm) punch card drawers, 1-9.75" punch card drawer with locking narcotics box	46.5" H x 29.5" W x 22.5" D (118 cm H x 75 cm W x 57.2 cm D)	44" (111.8 cm)	135 lbs (61.2 cm)

Unit Dose Box Cart

SL294BOX	Left Column Drawers: 1-4", 6-3.25" med box drawers with internal dividers, 1- 9.75" with adjustable dividers Right Column Drawers: 1-4", 1-9.75" locking narcotics drawer, 2-9.75"	45.75" H x 43" W x 23.5" D (116.2 cm H x 109.2 cm W x 59.7 cm D)	44" (111.8 cm)	220 lbs (99.8 cm)
----------	---	---	-------------------	----------------------

Med Bin Carts



SL54BIN3	Left Column Drawers: 1-4", 9-3.25" med bin drawers (with six 3" wide bins per drawer) Right Column Drawers: 1-4", 1-9.75" locking narcotics drawer, 2-9.75"	45.75" H x 43" W x 23.5" D (116.2 cm H x 109.2 cm W x 59.7 cm D)	44" (111.8 cm)	234 lbs (106 cm)
VL24BIN5	1-3", 6-3" med bin drawers (with four 5" wide bins per drawer), 1-9" drawer with adjustable divider and locking narcotics box	44.75" H x 29.5" W x 22.5" D (113 cm H x 75 cm W x 57.2 cm D)	41.5" (104.1 cm)	168 lbs (76.2 cm)

DIMENSIONS & SPECIFICATIONS

NARCOTIC CABINETS



MODEL	DOOR CONFIGURATION	OVERALL DIMENSIONS	NET WEIGHT
2701	Double Door, Double Lock, Two Adjustable Shelves	15" H x 11" W x 4" D (38.1 cm H x 28 cm W x 10.2 cm D)	13 lbs (5.9 kg)
2702	Double Door, Double Lock, Two Adjustable Shelves	15" H x 11" W x 8" D (38.1 cm H x 28 cm W x 20.4 cm D)	18 lbs (8.2 kg)
2702SS	Double Door, Double Lock, Two Adjustable Shelves	15" H x 11" W x 8" D (38.1 cm H x 28 cm W x 20.4 cm D)	18 lbs (8.2 kg)
2703	Double Door, Double Lock, Two Adjustable Shelves	24" H x 16" W x 8" D (61 cm H x 40.6 cm W x 20.3 cm D)	32 lbs (14.6 kg)
2703SS	Double Door, Double Lock, Two Adjustable Shelves	24" H x 16" W x 8" D (61 cm H x 40.6 cm W x 20.3 cm D)	32 lbs (14.6 kg)
2710	Single Door, Double Lock	10" H x 7" W x 7" D (25.5 cm H x 17.8 cm W x 17.8 cm D)	6 lbs (2.7 kg)
2711	Single Door, Single Lock	10" H x 7" W x 7" D (25.5 cm H x 17.8 cm W x 17.8 cm D)	6 lbs (2.7 kg)
2712	Single Door, Double Lock	10" H x 7" W x 7" D (25.5 cm H x 17.8 cm W x 17.8 cm D)	6 lbs (2.7 kg)
2720	Double Door, Double Lock, One Adjustable Shelf	16" H x 12" W x 9" D (41 cm H x 30.5 cm x 23 cm D)	15 lbs (6.8 kg)
2721	Single Door, Single Lock, One Adjustable Shelf	16" H x 12" W x 9" D (41 cm H x 30.5 cm x 23 cm D)	15 lbs (6.8 kg)
2722	Double Door, Double Lock, One Adjustable Shelf	16" H x 12" W x 9" D (41 cm H x 30.5 cm x 23 cm D)	15 lbs (6.8 kg)
2726	Single Door, Single Lock	7.5" H x 9" W x 10.8" D (19 cm H x 23 cm W x 27.4 cm D)	11 lbs (5.5 kg)
2727	Single Door, Single Lock, Three Fixed Shelves	20" H x 16.5" W x 5.8" D (50.8 cm H x 41.9 cm W x 14.9 cm D)	14 lbs (6.4 kg)
2728	Single Door, Single Lock	12" H x 15" W x 8" D (30.5 cm H x 38 cm W x 20.3 cm D)	15 lbs (6.8 kg)
2729	Single Door, Single Lock	12" H x 12" W x 6.8" D (30.5 cm H x 30.5 cm W x 17.3 cm D)	9 lbs (4.1 kg)
2730	Single Door, Double Lock, One Adjustable Shelf and One Fixed Shelf	29.5" H x 23.5" W x 10.5" D (74.9 cm H x 59.7 cm W x 26.7 cm D)	35 lbs (15.9 kg)
2731	Single Door, Single Lock, One Adjustable Shelf and One Fixed Shelf	29.5" H x 23.5" W x 10.5" D (74.9 cm H x 59.7 cm W x 26.7 cm D)	35 lbs (15.9 kg)
2732	Single Door, Double Lock, One Adjustable Shelf and One Fixed Shelf	29.5" H x 23.5" W x 10.5" D (74.9 cm H x 59.7 cm W x 26.7 cm D)	35 lbs (15.9 kg)
2740	Double Door, Single Lock, One Adjustable Shelf and One Fixed Shelf	30" H x 30" W x 11" D (76.2 cm H x 76.2 cm W x 27.9 cm D)	52 lbs (23.6 kg)
2762	Single Door, Double Lock, Two Adjustable Shelves	15" H x 11" W x 4" D (38.1 cm H x 28 cm W x 10.2 cm D)	9 lbs (4.1 kg)
2764	Single Door, Double Lock, Two Adjustable Shelves	24" H x 16" W x 8" D (61 cm H x 40.6 cm W x 20.3 cm D)	22 lbs (10 kg)
PT2721, PT2721K	Double Door	14" H x 13.75" W x 6.25" D (35.5 cm H x " D)	10.5 lbs (4.8 kg)
WL2717-CM	Single Door, Single Lock	13.6" H x 19.4" W x 11" D (34.5 cm H x 49.3 cm W x 27.9 cm D)	22 lbs (10 kg)
WL2780 TRMPKG-CM	Single Door, Single Lock	25" H x 15.2" W x 6.85" D (63.5 cm H x 38.6 cm W x 17.4 cm D)	27 lbs (12.3 kg)

ISOLATION STATIONS



ISO2800	n/a	23" H x 22.75" W x 5" D (58.4 cm H x 57.8 cm W x 12.7 cm D)	12 lbs (5.5 kg)
ISO2825	n/a	22" H x 24.9" W x 3.7" D (55.9 cm H x 63.2 cm W x 9.4 cm D)	15 lbs (6.8 kg)
ISO2835	n/a	33" H x 28" W x 5" D (83.82 cm H x 71.52 cm W x 12.8 cm D)	22 lbs (10 kg)
ISO6548	15.5" storage compartment with latching door and adjustable shelf	Open: 58" H x 35.75" W x 20" D (147.3 cm H x 91 cm W x 51 cm D) with coat and hat rack extended: 67.4" H Closed: 46.7" H x 25" W x 20" D (118.6 cm H x 63.5 cm W x 51 cm D)	98 lbs (44.6 kg)
ISO6550	1-6" and 1-9" Drawer	Open: 60.5" H x 46.63" W x 27.2" D (153.67 cm H x 118.5 cm W x 69 cm D) with coat and hat rack extended 66.36" H Closed: 50.31" H x 25.68" W x 27.2" D (128 cm H x 65.3 cm W x 69 cm D)	102 lbs (46.4 kg)

DIMENSIONS & SPECIFICATIONS

WOOD-LOOK




















WOOD-LOOK	DRAWER CONFIGURATION	OVERALL DIMENSIONS	WORK SURFACE HEIGHT	NET WEIGHT
WL6KW	1-4" (10.2 cm), 3-3.25" (8.25 cm), 2-9.75" (24.8 cm)	44" H x 35.5" W x 22.75" D (111.8 cm H x 90.2 cm W x 57.8 cm D)	43.5" (110.5 cm)	235 lbs (106.6 kg)
WL480PC	1-4" (10.2 cm), 1-9.75" punch card drawer with locking narcotics box, 2-9.75" (24.8 cm) punch card drawers	44" H x 35.5" W x 22.75" D (111.8 cm H x 90.2 cm W x 57.8 cm D)	43.5" (110.5 cm)	231 lbs (104.8 kg)
WL294BOX	1-4" (10.2 cm), 6-3.25" (8.25 cm) med box drawers with internal dividers, 1- 9.75" (24.8 cm) with adjustable divider and locking narcotics box	44" H x 35.5" W x 22.75" D (111.8 cm H x 90.2 cm W x 57.8 cm D)	43.5" (110.5 cm)	240 lbs (109 kg)
WL6K	1-4" (10.2 cm), 3-3.25" (8.25 cm), 2-9.75" (24.8 cm)	44" H x 22.5" W x 22.5" D (111.8 cm H x 57.5 cm W x 57.5 cm D)	43.5" (110.5 cm)	175 lbs (79.5 kg)
WL240PC	1-4" (10.2 cm), 3-9.75" (24.8 cm) punch card drawers	44" H x 22.5" W x 22.5" D (111.8 cm H x 57.5 cm W x 57.5 cm D)	43.5" (110.5 cm)	165 lbs (75 kg)
WL108BOX	1-4" (10.2 cm), 6-3.25" (8.25 cm) med box drawers with internal dividers, 1-9.75" (24.8 cm) drawer with adjustable divider and locking narcotics box in ½ drawer	44" H x 22.5" W x 22.5" D (111.8 cm H x 57.5 cm W x 57.5 cm D)	43.5" (110.5 cm)	175 lbs (79.5 kg)
WV540PC	1-3" (7.6 cm), 1-9.75" punch card drawer with locking narcotics box, 2-9.75" (24.8 cm) punch card drawers	44.5" H x 34.5" W x 24.5" D (113 cm H x 87.6 cm W x 62.2 cm D)	44" (111.8 cm)	139 lbs (63 kg)
WV6400	4-3" (7.6 cm), 1-6" (15.2 cm), 1-12" (30.5 cm)	44.5" H x 30" W x 22.5" D (113 cm H x 76.2 cm W x 57.2 cm D)	44" (111.8 cm)	120 lbs (54.4 kg)
WV6450	4-3" (7.6 cm), 1-6" (15.2 cm), 1-12" (30.5 cm)	44.5" H x 30" W x 22.5" D (113 cm H x 76.2 cm W x 57.2 cm D)	44" (111.8 cm)	120 lbs (54.4 kg)
WV6B- CDHEMG	4-3" (7.6 cm), 1-6" (15.2 cm), 1-12" (30.5 cm)	44.5" H x 39" W x 22.5" D (113 cm H x 76.2 cm W x 57.2 cm D)	44" (111.8 cm)	130 lbs (59 kg)

STORAGE LINE



IOL924	6 pull-out drawer shelves with adjustable dividers	55.5" H x 43.4" W x 24" D (141 cm H x 110.2 W x 61 D)	n/a	285 lbs (123.3 kg)
IOL1260	6 pull-out drawer shelves with adjustable dividers	55.5" H x 43.4" W x 30.75" D (141 cm H x 110.2 W x 78.1 D)	n/a	375 lbs (170.5 kg)
MS4372LVR	n/a	71.5" H x 43" W x 26.5" D (181.6 cm H x 58.4 cm W x 67.3 cm D)	n/a	258 lbs (117.3 kg)
MS8140-DR	n/a	80.5" H x 40" W x 27.875" D (204.5 cm H x 102 cm W x 70.8 cm D)	n/a	247 lbs (112 kg)
MS8140-A	n/a	80.5" H x 40" W x 27.875" D (204.5 cm H x 102 cm W x 70.8 cm D)	n/a	247 lbs (112 kg)
HTP4025	n/a	Load bed 40" L x 25.5" W Handle Height – 39" Load Deck Height 11.5"	n/a	212 lbs (96.2 kg)

	Yellow (YL)
	Beige (BG)
	Sand (SD)
	Light Gray (GY)
	Hammertone Gray (HTGY)
	Mauve (MV)
	Red (RD)
	Burgundy (BU)
	Hammer Red (HRD)
	Teal (TL)
	Hammertone Green (HTGN)
	Hunter Green (HGN)
	Light Blue (LB)
	Navy (NY)
	Hammertone Blue (HTDB)
	White (WT)
	Hammer Black (HBK)

Choose from any of our durable, long lasting paint finishes. Use this color guide to select the appropriate color for your order. Harloff's high-capacity powder coating conveyor system uses an electro-statically applied paint that is baked on at 400 degrees Fahrenheit to ensure durability.

Harloff can provide custom colors and finishes to match unique requirements.

Please be aware that Harloff requires a color choice on all orders in order to process them for shipment.

NEW! **Anti-Microbial Paint Upgrade!**



An Antimicrobial paint finish is now available for our medical equipment's painted surfaces. This upgrade consists of a clear coating that incorporates silver-ion technology, a proven anti-microbial agent.

Our paint finish uses the natural protective qualities of silver (Ag) as an active ingredient to inhibit

the growth of microbes, using the controlled release of silver ions to provide continuous suppression of microbial growth on the product to which it's applied. The anti-microbial benefit will be present for the life of the coating, with the longevity and durability varying depending on the specific environment and wear and tear conditions.

Please call Harloff for details.

SOUTHWEST **SOLUTIONS** GROUP
business organization systems



KEYLESS
ENTRY

MEDICAL
STORAGE

MODULAR TRAY
SYSTEM FOR STORING
MEDICAL SUPPLIES

**Harloff manufactures for a
worldwide network of buyers.**

Harloff sells nationally through leading healthcare distributors and provides local support through a national network of experienced medical sales professionals.

Harloff is an experienced provider to the international healthcare market.