

Medical carts,
workstations,
case carts,
cabinets and
accessories.

Premium Quality.
Affordable Prices.
























SOUTHWEST**SOLUTIONS**GROUP
business organization systems

www.southwestsolutions.com

Toll Free 1-800-803-1083



Table of Contents

	New Products	1-2
	Narcotic/Medication Cabinets	3-8
	Value Carts	9-10
	Select Series Carts	11-20
	FEATURES	11
	EMERGENCY	12-14
	Pediatric Emergency	43
	ANESTHESIA	15-17
	KEYLESS	18-20
	Mini Carts/Mini Towers	23-24
	Standard Series Carts	25-42
	FEATURES	25
	EMERGENCY	26-28
	ANESTHESIA	28-32
	KEYLESS	33-36
	ISOLATION	37-38
	MEDICATION	39-40
	WIDE CARTS	41
	SPECIALTY: Malignant Hyperthermia	42
	Suture	43
	Computer	43
	Storage Scope Holders/Side Cabinets	44
	Utility Carts	45-46
	Wire Storage	47
	Phlebotomy	48
	Stainless Steel Closed Case Carts	49-50
	Blanket and Fluid Warmers	51-52
	Select Series Accessories	53
	Accessories	54-60
	High Density Storage	61-62
	Custom Casework	63-64
	Portable Suction Unit	65
	Cart Features/Terms	66

**new
PRODUCTS**

**page
19**

3 New Colors!
Color charts on pages
19, 25 and 43



**page
3**



MHS-220 Medium
High-Security Cabinet

**page
6**



MCB-3CL
Electronic Lock Box
with key override,
clear front

**PROUDLY
Made in the
U.S.A.**



Great New Products

- See the new **size** and new **colors** added to our already **extensive cart line**.
- A new solution for medication storage. . . **New High Security Medication Cabinets with Electronic or Proximity Locks**
PAGE 5
- Introducing our new **Stainless Steel Case Carts** **PAGE 49**
- **New Blanket and Fluid Warmers** **PAGE 51**
- We now offer a wide variety of **Custom Case Work** to meet your facilities' specific needs. **PAGE 63**

page
23

MLS-421-AR
4 Drawer
Mini Tower with
Electronic Lock

page
65

MCV-PA
Portable Suction Unit

page
50

CCL-140 1 Door
Closed Case Cart

CCL-150 2 Door
Closed Case Cart

page
52

**Fluid and Blanket
Warmers**

page
8

TNC-2SS
Stainless Steel
Key Lock Narcotic
Cabinet

page
6

MCB-2
Electronic Lock
Medication
Cabinet

page
63

Custom Casework

- Over 30 years of experience manufacturing premium quality medical carts, narcotic cabinets, mobile work stations and accessories.
- Products in use today in hospitals and medical facilities coast-to-coast and around the world.

- Proven and time tested, hundreds of thousands currently in use.
- Manufactured to the ISO 9001:2000 Certified Standard.

Maximum Security Storage Cabinets

with Audit Trail for Controlled Drugs and High Cost Medications/Supplies

These units feature:

- Heavy steel construction (14 gauge steel)
- Double wall door
- High-Security 1/2" Deadlatch Electronic Lock
- Auto Lock 1 sec - 999 min.
- Pre-drilled holes for mounting
- High-Security Key Lock Override (key cannot be duplicated)
- 499+ possible entry codes
- Full Audit-Trail Capability
- Key Override
- Batteries included (4 D cell required)



MHS-120 Small High-Security Cabinet
 3 Fixed Shelves
 High-Security Key Lock Override w/2 keys
 Audit Trail Ready
 Inside dimensions:
 17⁷/₈"H x 21³/₁₆"D x 21³/₄"W
 Shipping Weight 39lbs




MHS-220 High-Security Cabinet
 One Height Adjustable Tray Shelf w/2 dividers
 One Fixed Shelf
 Audit Trail Ready
 Inside dimensions:
 14⁷/₈"H x 8⁵/₈"D x 19⁷/₈"W
 Shipping Weight 68lbs

Cabinet Features

High-Security 1/2" Deadlatch E-Lock with Self-Contained System

E-Lock uses a premium 4-D Alkaline battery



Strong Double Wall Door

Interface Connection

Dead Bolt

MHS-2S Optional Adjustable Tray Shelf w/2 adjustable dividers For use with MHS-220 and MHS-320 units only



Maximum Security Narcotic* Cabinets with Audit Trail



MHS-320 Large High-Security Cabinet

Two Height Adjustable Tray
Shelves w/2 dividers each
One Fixed Shelf
Audit Trail Ready
Inside dimensions:
26⁷/₈"H x 8⁵/₈"D x 19⁷/₈"W
Shipping Weight 100lbs



MHS Series Electronic Locks Feature:

- Instant Programming or software controlled programming
- Unlocks with code and/or optional Proximity Reader
- Auto Lock, 1 sec. - 999 minutes
- Single or Multiple users
- 1/2" Deadlatch
- Access control with Audit Trail
- Tamper Guard
- Battery Life is estimated at 2+ years
- Low Battery Indicator
- Dual Mode Capable



MHS Override Keys



MHS-550 Optional Programming & Audit Retrieval Kit

- Audit Trail
- Audit Trail Length, 1000 events
- Audit Lock
- Add, Edit and View Personnel
- Classify Security Levels of Personnel
- User Groups

High Security Cabinets with Proximity Reader:

(same as MHS series at top of pgs. 3-4)

Proximity Reader allows the user to swipe your card and simply unlock the cart. The system includes 2 Proximity Cards and the Proximity Card Reader with Key Override:

- 499 User Codes
- Auto Lock, 1 sec. - 999 minutes
- Battery Operated, 4 D cell included
- Dual Code Programming Capability
- Tamper Indicator
- Low Batter Indicator
- Key Override

MHS-140 Small High-Security Cabinet with Proximity Reader

MHS-240 Medium High-Security Cabinet with Proximity Reader

MHS-340 Large High-Security Cabinet with Proximity Reader

TPR-PC Proximity Card 10 per package

TPR-BU Proximity Card Sticker to make non-compatible
Prox Card functional 10 per package

The Med Lock Box

The Med Lock Box is a convenient way to secure medications or personal patient items. It also can be an avenue to pre-fill medication for individual cases as in Anesthesia, Respiratory or other procedures. With the push-button lock there are no keys necessary.

Features:

- Stackable for easy refilling and transporting
- Med Lock Box allows maximum storage capacity, no wasted space
- Durable thick PVC construction
- Opaque to keep items out of view or clear front



TML -1
Lock Box
Push-button lock
with key override
7"H x 14"D x 7 1/2"W



TML-1B
Extra Tray
3 1/4"H x 11"D x 5 1/2"W



TML -1S Lock Box Shelf For cart or wall installation



new

Electronic Lock Medication Cabinets



MCB-1 Electronic Lock
Medication Cabinet

2 Fixed Shelves
Electronic Lock with
Key Override w/2 keys
Shipping Weight 8lbs
12"H x 4"D x 12"W
(CUSTOM SIZES AVAILABLE)



Featuring
Push-Button
Lock with Key
Override

The Electronic Med Lock Box

The Electronic Med Lock Box is portable or stationary, designed and developed specifically to secure medication, small items and to provide better patient care.

Features:

- Electronic lock for keyless access
- Easy change combination
- One or multiple users
- Battery operated - 4AA batteries included
- IB key override function available (key sold separately)



MBC-3S

Electronic Lock Box Shelf
For cart or wall installation



MCB-3

Electronic Lock Box with key override,
opaque front

8 1/2"H x 14"D x 7 1/2"W
9.5 lbs.



MCB-3CL

Electronic Lock Box with key
override, clear front

8 1/2"H x 14"D x 7 1/2"W
9.5 lbs.



MCB-2 Electronic Lock Medication Cabinet

3 Adjustable Shelves
Electronic Lock with
Key Override w/2 keys
21 1/2"H x 4"D x 14"W
Shipping Weight 13lbs.
(CUSTOM SIZES AVAILABLE)



MCB-5 Owner EKey Sold separately.
This is the administrative Key used to
open all of the cabinets.



MCB-6 Master EKey Sold separately. This is
a key that can be used to lock or unlock the cabinet.
Master Key can be used to issue or delete the
permanent code on the electronic lock. A
maximum of three master ekeys per lock.
TO USE THE MASTER KEY YOU MUST
PURCHASE THE MCB-5 OWNER EKEY.

Narcotic/Medication Storage Made Easy

- Strong metal construction (20 gauge steel)
- Double locks on all cabinets
- Very cost effective
- Mount left or right side door hinge for flexibility
- Variety of popular sizes
- Predrilled holes to mount on wall



A

A

TNC-6 Key Lock Narcotic Cabinet

Double door
Single key lock on each door
Two adjustable shelves
18"W x 10"D x 30"H
Ship weight 37lbs.



B

TNC-5 Key Lock Narcotic Cabinet


Double key lock
Two adjustable shelves, one middle fixed shelf
24"W x 10"D x 30"H
Ship weight 54lbs.



B



One fixed shelf



C

C
TNC-1 Key Lock Narcotic Cabinet

Double key lock
One adjustable shelf
18"W x 8"D x 15"H
Ship weight 20lbs.

D
TNC-2 Key Lock Narcotic Cabinet

Double key lock
Two adjustable shelves
18"W x 8"D x 30"H
Ship weight 33lbs.
Extra shelf - TNC-2S



D



Most Popular

E
TNC-2SS Stainless Steel Key Lock Narcotic Cabinet

Same as TNC-2

F
TNC-4 Small Key Lock Narcotic Cabinet

Double key lock
8³/₄"W x 6"D x 7¹/₄"H
Ship weight 5lbs



F



E

Super Saver Value Carts

All Value Carts are available in Solid Beige only unless otherwise noted.

A

BVS-5B 5 Drawer Small Key Lock Cart - includes plastic top, 2" casters (2 swivel/2 fixed), 12 gauge steel

Drawer config. 3-2 $\frac{3}{4}$ " 2-6"
Inside drawer dim.:
10 $\frac{1}{2}$ "D x 20"W
Color: Beige only
29"H x 13 $\frac{1}{4}$ "D x 24 $\frac{1}{2}$ "W
Shipping weight: 79 lbs.

B

BVS-3B 3 Drawer Small Key Lock Cart - includes plastic top, 2" casters (2 swivel/2 fixed), 12 gauge steel

Drawer configuration 3-2 $\frac{3}{4}$ "
Inside drawer dim.:
10 $\frac{1}{2}$ "D x 20"W
Color: Beige only
29"H x 13 $\frac{1}{4}$ "D x 24 $\frac{1}{2}$ "W
Shipping weight: 63 lbs.



A



B

Plastic
top
included



C

C

MVP-424-B 4 Drawer Cart includes plastic top

Drawer config. 1-3"2-6"1-9"
24" DRAWER SPACE
Color: Beige only
34 $\frac{1}{2}$ "H x 18"D x 18 $\frac{1}{2}$ "W
Please note: Lock secures TOP DRAWER ONLY. All other drawers are non-locking.



D

D

MVP-324P-B 3 Drawer Cart includes elastic top

Drawer configuration 1-3"2-6" with 9" Panel
24" DRAWER SPACE
Color: Beige only
36"H x 18 $\frac{1}{2}$ "D x 30"W
Please note: Lock secures TOP DRAWER ONLY. Bottom panel can be secured with a plastic seal or small padlock. 2-6" drawers are non-locking.

E

MVS-424-B 4 Drawer Cart includes plastic top

Drawer configuration 1-3"2-6"1-9"
24" DRAWER SPACE
Color: Beige only
36"H x 18 $\frac{1}{2}$ "D x 30"W
Please note: Lock secures TOP DRAWER ONLY. All other drawers are non-locking.



E



BVC-524-DB

BVC-524 5 Drawer Key Lock Cart - push handle included

5" casters- 2 fixed, 2 swivel locking
 Drawer configuration 4-4 1/4" 1-6"
 Inside drawer dim.: 16"D x 23"W
 Available Colors: Dark Blue, Red
 34 5/8"H x 18 3/4"D x 27"W
 Ships LTL only

Optional TPT-2 plastic top available.



BVC-524-R



BVC-1527-DB 15 Drawer Key Lock Cart - push handle included

Drawer configuration:
 38"W: 1-4 1/4"
 23"W: 4-2" 2-4 1/4" 1-6 7/16"
 11"W: 4-2" 2-4 1/4" 1-6 7/16"
 Available Colors: Dark Blue, Red
 42 3/8"H x 18 3/4"D x 41 1/2"W
 Ships LTL only



BVC-1130-R 11 Drawer Key Lock Cart - push handle included

Drawer configuration:
 11"W: 4-2 1/4"
 23"W: 4-2" 2-4 1/4" 1-8 1/2"
 Available Colors: Red Only
 42 3/8"H x 18 3/4"D x 27"W
 Ships LTL only

Optional TPT-2 plastic top available.

Select SERIES Features

The Select Series is our newest premium line of carts and accessories. Select Series Carts have dual pull out side shelves with ball bearing slides. Corner extrusions made of strong extruded aluminum and accessory mounting panels eliminate the need for holes in the sides and back of these carts. Other features include deluxe drawer pulls and a large area at the top front for identifying the cart.

Select Series Carts are available in E-Z Push Aluminum.



Look for the Select Series logo throughout the catalog. These products are designed to fit any cart in this line.

6 Locking Options



Key Lock
Full cart
See page 17



Push-Button
with key override
See page 18



Breakaway
Full cart or Individual drawers
See page 13



Key Lock Bars
Individual drawers
See page 17



Electronic
with key override
See page 19



Prox Reader
with key override
See page 20

Dual Pull Out Side Shelves Versatile, strong and convenient



All Select Series Carts are LATEX FREE.

Expanded work surfaces that are out of the way when not in use!



SERIES *Emergency Carts*

Simply the best and most versatile Emergency Carts available.



Select Series
Emergency



SDX-2 Twin Shelving Unit
1 Deep Shelf, 1 Narrow Shelf




STR-1 Trellis



TGB-3 Triple
Glove Box Holders



SFT-3 Adjustable Storage Trays



SCB-1 Cardiac Board



MCV-PA Powered Suction Unit
(see page 65)



SSB-1 Sharps Bracket





E-Z Push Aluminum

All Select Series Carts are available in solid color or two-tone and drawer front colors may be mixed or matched.



A



B



C



All Select Series Carts are available in SOLID or TWO TONE color



D



Pediatric Phlebotomy Workstations - see page 48

A
SBT-627A-R Aluminum 6 Drawer Select Series Cart

One 27" breakaway lock bar
Drawer configuration 4-3"1-6"1-9"
44 1/4"H x 25"D x 32"W

B
SBT-630A-R Aluminum 6 Drawer Select Series Cart

One 30" breakaway lock bar
Drawer configuration 3-3"2-6"1-9"
47 1/4"H x 25"D x 32"W

C
SBT-524A-SB Aluminum 5 Drawer Select Series Cart

One 24" breakaway lock bar
Drawer configuration 3-3"1-6"1-9"
40 5/8"H x 25"D x 32"W

D
SBT-9BA-PED Aluminum 9 Drawer Select Series Cart
All drawers have individual breakaway lock bars

Custom color, choose from 17 colors
Drawer configuration 8-3"1-6"
47 1/4"H x 25"D x 32"W

E
SBT-930A-PED Aluminum 9 Drawer Select Series Cart
One 30" breakaway lock bar
Drawer Configuration 8-3"1-6"
47 1/4"H x 25"D x 32"W

Other custom drawer configurations available.



E



SERIES *Emergency Cart Packages*



SEP-A Select Elite PACKAGE

- Includes:
- TIV-1 IV Pole
 - SDS-1 Deep Single Shelving Unit
 - TMH-2 Full Drawer Tray w/Dividers
 - TMT-3Kx2 4-3" Trays, 8 Long Dividers and 16 Short Dividers
 - TMT-5K 2-5" Trays, 2 Long and 4 Short Dividers
 - TSU-1 Suction Unit Holder
 - TOB-1 Oxygen Tank Brackets
 - SOS-15 Outlet Strip
 - SCB-1 Cardiac Board
 - TPS-1 Plastic Seals 100/ per Pkg



SCB-1 Cardiac Board

Shown with
SBT-630A-R
Select Series Cart,
**CART NOT INCLUDED IN
PACKAGE**

*Individual accessories
shown on pgs. 53-60*



SEP-B Select Emergency PACKAGE

- Includes:
- TIV-1 IV Pole
 - TSR-1 Tubular Railing
 - TOB-1 Oxygen Tank Brackets
 - SCB-1 Cardiac Board
 - TMT-3Kx2 4-3" Trays 8 Long Dividers, 16 Short Dividers
 - TMT-5K 2-5" TMT -5 Trays 2 Long Dividers and 4 Short Dividers
 - TPS-1 Plastic Seals 100/ per Pkg



Shown with
SBT-627A-TP
Select Cart
**CART NOT
INCLUDED
IN PACKAGE**

SEP-C Select Value Emergency PACKAGE

- Includes:
- TIV-1 IV Pole
 - SCB-1 Cardiac Board
 - TOB-1 Oxygen Tank Brackets
 - TPS-1 Plastic Seals 100/ per Pkg

Shown with SBT-524A-SB
Select Series Cart,
**CART NOT INCLUDED
IN PACKAGE**





Locking Options for Select Series Anesthesia Carts

A Push-Button Lock *with key override*

See page 18



SKE Series Key Lock

See page 17

B Key Lock

See page 17



Available
in E-Z Push
Aluminum

C Proximity Reader *with key override*

See page 20



D Electronic Lock *with key override*

See page 19



A

SIT-630A-DB Aluminum

6 Drawer Push-Button Lock Cart shown with optional accessories

Drawer configuration 3-3"2-6"1-9"
30" DRAWER SPACE
47 1/4"H x 25"D x 32"W

Accessories shown:

SNS-1 See page 53

TWC-3 See page 54

STB-5 See page 59

B

SKT-630A-DB Aluminum

6 Drawer Key Lock Cart shown with optional accessories

Drawer configuration 3-3"2-6"1-9"
30" DRAWER SPACE
47 1/4"H x 25"D x 32"W

Accessories shown:

STR-1 See page 53

TWC-2 See page 54

TWB-13 See page 59

C

SXT-630A-DB Aluminum 6

Drawer Proximity Reader Lock Cart

Drawer Configuration
3-3"2-6"1-9"

30" DRAWER SPACE

47 1/4"H x 25"D x 32"W

D

SET-630A-TP Aluminum

6 Drawer Electronic Lock Cart

Drawer configuration 3-3"2-6"1-9"
30" DRAWER SPACE

47 1/4"H x 25"D x 32"W



SERIES Anesthesia Cart Packages



SAP-A Select Ultimate Anesthesia PACKAGE

Includes*:

- STR-1 Trellis
- STB-5 Tilt 5-Bin Unit
- STB-4 Tilt 4-Bin Unit
- TSR-1 Tubular Rail
- TTD-2 Tape Dispenser
- TWB-12 Wire Basket
- TWC-2 Waste Container w/Touch Top
- TMH-1 Full Drawer Tray w/Dividers and Ampule Holders
- TMT-3Kx2 4-3" Trays, 8 Long and 16 Short Dividers
- TMT-5K 2-5" Trays, 2 Long and 4 Short Dividers

*Quantity is one each except where noted.



Shown with
SKT-630A-DB
Select Series Cart
**CART NOT
INCLUDED IN
PACKAGE**

Individual accessories shown on pgs. 53-60

SAP-B Select Anesthesia PACKAGE

Includes:

- SNS-1 Narrow Single Shelving Unit
- SHB-1 Hanging Bar
- STB-5 Tilt 5-Bin Unit
- TGB-1 Glove Box Holder (single)
- SSB-1 Sharps Bracket (red Sharps container not included)
- TWC-3 Waste Container (no top)



Shown with
SES-627A-B Select
Series Cart
**CART NOT
INCLUDED IN
PACKAGE**

SAP-C Select Value Anesthesia PACKAGE

Includes:

- TGB-1 Glove Box Holder (single)
- TWC-3 Waste Container (no top)
- TMT-3Kx2 4-3" Trays, 8 Long and 16 Short Dividers
- TMT-5K 2-5" Trays, 2 Long and 4 Short Dividers

Shown with SKT-524A-SB
Select Series Cart
CART NOT INCLUDED IN PACKAGE





E-Z Push Aluminum

*Three Cart Sizes Available –
Customize Drawer Configurations
to Meet Your Specific Needs*

A

SKT-630A-DB Aluminum
6 Drawer Key Lock Select Series
Mobile Workstation

Drawer configuration 3-3"2-6"1-9"
30" DRAWER SPACE
47¹/₄"H x 25"D x 32"W

B

SKS-627A-B Aluminum
6 Drawer Key Lock Select Series
Mobile Workstation

Drawer configuration 4-3"1-6"1-9"
27" DRAWER SPACE
44¹/₄"H x 25"D x 32"W

C

SKT-524A-SB Aluminum
5 Drawer Key Lock Select Series
Mobile Workstation

Drawer configuration 3-3"1-6"1-9"
24" DRAWER SPACE
40⁵/₈"H x 25"D x 32"W



New E-Z Grip
Drawer Pulls

Optional individual
drawer key lock
bars available.



SKE-3
3" Drawer
Key Lock Bar

SKE-6
6" Drawer
Key Lock Bar

SKE-9
9" Drawer
Key Lock Bar

Select
SERIES





Push-Button Locking

Easy and convenient mechanical push-button locking with key lock override. Simply enter combination, turn knob one quarter turn and your cart is open, one quarter turn back and your cart is locked. Best of all...NO batteries.



B



A

Select
SERIES



C

A

SIT-524A-SFG Aluminum
5 Drawer Push-Button Lock Cart
with key override

Drawer configuration
3-3", 1-6", 1-9"
24" DRAWER SPACE
40⁵/₈"H x 25"D x 32"W

B

SIS-630A-DB Aluminum
6 Drawer Push-Button Lock Cart
with key override

Drawer configuration
3-3" 2-6" 1-9"
30" DRAWER SPACE
47¹/₄"H x 25"D x 32"W

C

SIS-627A-B Aluminum
6 Drawer Push-Button Lock Cart
with key override

Drawer configuration
4-3" 1-6" 1-9"
27" DRAWER SPACE
44¹/₄"H x 25"D x 32"W



SFT-3 Adjustable
Storage Trays Page 53



SNT-2 Narrow double shelf
Page 53



STR-1 Trellis System
Page 53



Electronic Locking

E-Z Open • Auto Lock • Key Override

New user friendly electronic lock

- 499 User Codes
- Battery operated, 4 D cell included
- Dual code programming capability
- Tamper indicator
- Low battery indicator
- Auto lock capability— flexible to fit your needs
- Key override



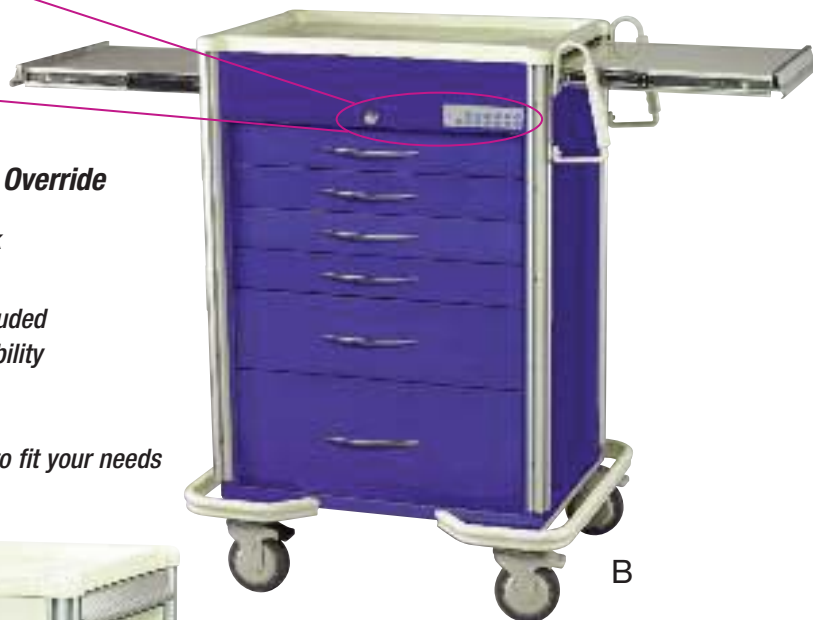
A

*Available in Steel
or E-Z Push Aluminum*

A
SET-630A-TP Aluminum
6 Drawer Electronic Lock Cart

Drawer Configuration 3-3"2-6"1-9"
30" DRAWER SPACE
47 1/4"H x 25"D x 32"W

B
SES-627A-DB Aluminum
6 Drawer Electronic Lock Cart
Drawer Configuration 4-3"1-6"1-9"
27" DRAWER SPACE
44 1/4"H x 25"D x 32"W



B

17 STANDARD COLORS Solid or Two Tone

RG Reed Green*	BG Blue Grey
AR Autumn Red*	HG Hunter Green
MG Moss Grey*	T Teal
B Beige	L Lavender
SB Slate Blue	M Mauve
R Red	SFG Sea Foam Green
DB Dark Blue	CCB Crash Cart Blue
Y Yellow	TP Taupe
CR Cranberry	

* New Color

C
SET-524A-SB Aluminum
5 Drawer Electronic Lock Cart
Drawer Configuration 3-3"1-6"1-9"
24" DRAWER SPACE
40 5/8"H x 25"D x 32"W



C

Proximity Reader and Software Quick • Easy • Keyless



Select Series
Proximity Reader

SXT-630A-DB Aluminum 6 Drawer Proximity Reader Lock Cart

Drawer Configuration
3-3"2-6"1-9"
30" DRAWER SPACE
47 1/4"H x 25"D x 32"W

*Different sizes available.
See Select Series Prox
Reader carts on
pages 15, 19, 21.*



Proximity Reader and Software Kit

Proximity Reader allows the user to swipe your card and simply unlock the cart. The system includes 2 Proximity Cards and the Proximity Card Reader with Key Override:

- 499 User Codes
- Auto Lock, 1 sec - 999 minutes
- Battery Operated, 4 D cell included
- Dual Code Programming Capability
- Tamper Indicator
- Low Battery Indicator
- Key Override

TPR-PC Proximity Card 10 per package

TPR-BU Proximity Card Sticker to make non-compatible Prox Card functional 10 per package

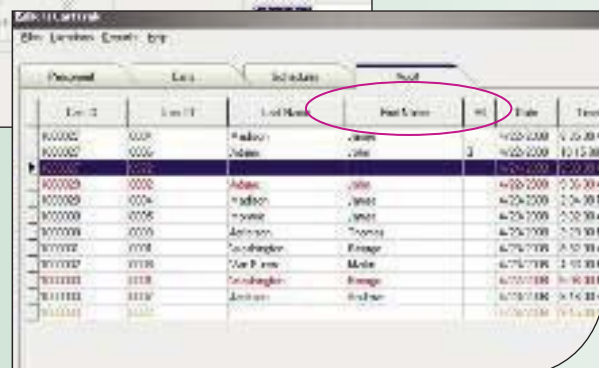
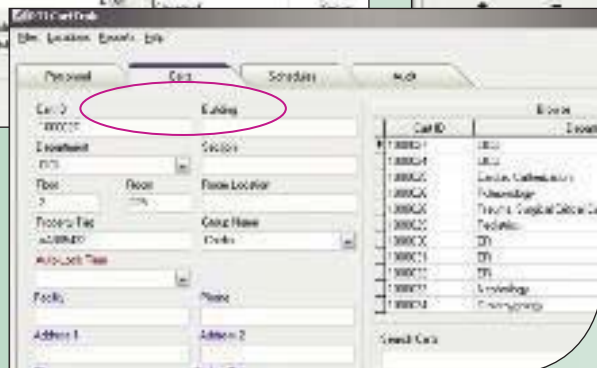
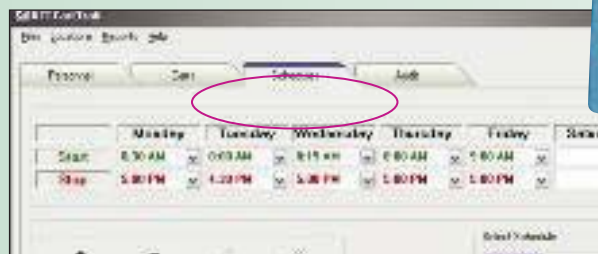
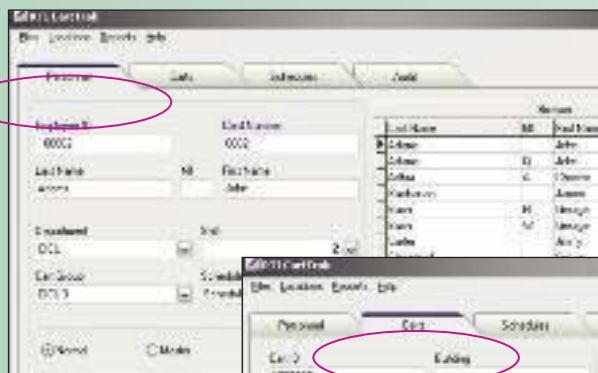
TPR-SW Optional Software for Electronic or Proximity Locking

- Audit Trail
- Audit Trail Length, 1000 events
- Audit Lock
- Add, Edit and View Personnel
- Classify Security Levels of Personnel
- User Groups

TPR-PC
Proximity Card



TPR-BU
Proximity Card Sticker



The facility is responsible for installation of software. Please check with your IT Dept. before purchasing Software Kit.

Locking Options for MINI CARTS *Space Savers When Space Matters*

Mini Carts offer the best solution to space limitations with a slimmer profile and compact 3" full swivel casters (2 locking). All Mini Carts come standard in Steel, but are available in E-Z Push Aluminum construction with a range of drawer configurations. Custom drawer configuration can be done without charge. All Mini Carts have quiet ball bearing drawer slides offering a full extension drawer opening. Mini Carts come with a FREE plastic top and your choice of 17 colors (standard in two-tone or solid beige, also available in solid colors).

A Key Lock



B Push-Button Lock with key override



C Electronic Lock



D Proximity Reader



E Breakaway Lock



A MMC-524-SB 5 Drawer Mini Cart with Key Lock
Drawer Config. 3-3"1-6"1-9"
Inside drawer dim.: 16½"D x 15"W
24" DRAWER SPACE
34"H x 18"D x 18½"W

B MMP-421-MG 5 Drawer Mini Cart with Push-Button lock
Drawer Config. 3-3"1-6"1-9"
Inside drawer dim.: 16½"D x 15"W
21" DRAWER SPACE
31½"H x 18"D x 18½"W

C MME-524-B 5 Drawer Mini Cart with Electronic Lock
Drawer Config. 3-3"1-6"1-9"
Inside drawer dim.: 16½"D x 15"W
24" DRAWER SPACE
34"H x 18"D x 18½"W
Cardiac Board not mountable.

D MMX-524-T 5 Drawer Mini Cart with Proximity Reader
Drawer Config. 3-3"1-6"1-9"
Inside drawer dim.: 16½"D x 15"W
24" DRAWER SPACE
34"H x 18"D x 18½"W
Cardiac Board not mountable.

E MCC-524-R 5 Drawer Mini Emergency Cart with Breakaway Lock
Drawer Config. 3-3"1-6"1-9"
Inside drawer dim.: 16½"D x 15"W
24" DRAWER SPACE
34"H x 18"D x 18½"W

MINI CART Accessory Packages

Space Saving Mini Carts are available in E-Z Push Aluminum or Steel construction

TME-PK Emergency Mini Cart PACKAGE

Includes:

- TOB-1 Oxygen Tank Brackets
- TIV-1 IV Pole
- TRY-4 Expandable Tray
- TDV-5 Drawer Divider Kit
- TET-2 x2 Expandable Trays
- TET-1 Expandable Tray
- TCB-1 Cardiac Board with Brackets



Shown with
MCC-524-R
Mini Cart
**CART NOT
INCLUDED IN
PACKAGE**

TMV-PK Value Mini Cart PACKAGE

Includes:

- TWC-3 Waste Container
- TAB-1 Accessory Bar Bracket
- TDV-5 Drawer Divider Kit
- TET-2 x2 Expandable Trays
- TET-1 Expandable Tray
- TRY-4 Expandable Tray

Shown with
MMC-524-M
Mini Cart

**CART NOT
INCLUDED IN
PACKAGE**



See additional
Accessories on
pages 54-60

TWB-8* Chart
Holder Wire
Basket

16"x10"x3 1/2"

*Requires TAB-1
Accessory bar bracket



TTD-3 Tape
Dispenser for
cart/table top



TCS-2
Catheter Holder



TMH-11 Mini Cart Tray
with 5 Dividers

TMA-PK Anesthesia Mini Cart PACKAGE

Includes:

- TMR-1 Tubular Rail
- TRY-4 Expandable Tray
- TDV-5 Drawer Divider Kit
- TGB-1 Single Glove Box
- TSB-1 Sharps Bracket
(container not included)
- TET-2 x2 Expandable Trays
- TET-1 Expandable Tray
- TIV-1 IV Pole

Shown with
MMP-524-DB
Mini Cart

**CART AND
SHARPS CONTAINER
NOT INCLUDED IN
PACKAGE**



Locking Options for MINI TOWERS Available in E-Z Push Aluminum or Steel Construction

Mini Towers combine most of the space saving features of Mini Carts plus the advantage of large 5" premium casters (2 locking, 1 directional) to make pushing a breeze.

- FREE extra thick plastic top
- Quiet ball bearing drawer slides
- Range of heights & drawer configurations
- 17 standard colors
- N/C custom drawer configuration

Outrigger Stabilizing Frame and 5" All Swivel Casters (2 locking and 1 directional) included on all Mini Towers

A Key Lock



B Push-Button Lock with key override



C Electronic Lock

34.5"



**new
SIZE &
COLOR**

D Proximity Reader



E Breakaway Lock



A
MAT-524-DB 5 Drawer
Mini Tower with Key Lock
Drawer config. 3-3"1-6"1-9"
Inside drawer dim.:
16½"D x 15"W
24" DRAWER SPACE
37¾"H x 24¾"D x 24½"W

B
MPT-630-TP 6 Drawer
Mini Tower with Push-
Button Lock
Drawer config. 3-3"2-6"1-9"
Inside drawer dim.:
16½"D x 15"W
30" DRAWER SPACE
43¾"H x 24¾"D x 24½"W

See Push-Button Carts pgs. 33-34

C
MLS-421-AR 4 Drawer
Mini Tower with Electronic
Lock
Drawer config. 2-3"1-6"1-9"
Inside drawer dim.:
16½"D x 15"W
21" DRAWER SPACE
34½"H x 24¾"D x 24½"W

NEW SIZE

D
MOT-524-CCB 5 Drawer
Mini Tower with Proximity
Reader
Drawer config. 3-3"1-6"1-9"
Inside drawer dim.:
16½"D x 15"W
24" DRAWER SPACE
37¾"H x 24¾"D x 24½"W

E
MCT-524-R 5 Drawer
Mini Tower with
Breakaway Lock
Drawer config. 3-3"1-6"1-9"
Inside drawer dim.:
16½"D x 15"W
24" DRAWER SPACE
37¾"H x 24¾"D x 24½"W

MINI TOWER Accessory Packages

All Mini Tower Carts are available in E-Z Push Aluminum or Steel Construction

TTE-PK Emergency Mini Tower PACKAGE

Includes:

- TMR-1 Tubular Rail
- TIV-1 IV Pole
- TOB-1 Oxygen Tank Brackets
- TRY-1 x2 Trays
- TDV-5 Drawer Divider Kit
- TET-2 x2 Expandable Trays
- TET-1 Expandable Tray
- TCB-1 Cardiac Board with Brackets



Shown with MCT-630-R
Mini Tower

CART NOT INCLUDED IN PACKAGE



TTV-PK Value Mini Tower PACKAGE

Includes:

- TWC-3 Waste Container (no top)
- TAB-1 Accessory Bar Bracket
- TRY-4 Expandable Tray
- TET-2 x2 Expandable Trays
- TET-1 Expandable Tray
- TDV-5 Drawer Divider Kit



Shown with
MAT-524-CCB
Mini Tower

**CART NOT
INCLUDED IN
PACKAGE**

See additional Accessories
on pages 54-60



TSN-2 Collapsible Side Shelf
17³/₄"D x 14⁷/₈"W



TGB-1 Single Glove Box Holder
Gloves not included.



TEF-6M 6" Mini/Mini
Tower Cart Drawer Dividers
2 rails, 4 dividers



TCG-1 Caster Guard

TTA-PK Anesthesia Mini Tower PACKAGE

Includes:

- TSB-1 Sharps Bracket
- TBS-1M Basic Shelving Unit Mini
- TWC-3 Waste Container (no top)
- TAB-1 Accessory Bar Bracket
- TMH-10 Tray with 4 Dividers, 10 Ampule Holders
- TET-2 x2 Expandable Trays
- TET-1 Expandable Tray
- TRY-4 Expandable Tray
- TDV-5 x2 Drawer Divider Kit



Shown with
MPT-630-T
Mini Tower
**CART AND
SHARPS
CONTAINER
NOT INCLUDED
IN PACKAGE**

STANDARD SERIES Features

Standard Series Carts are full feature models that Healthcare professionals can use with confidence for years to come. All models are available in E-Z Push Aluminum or Steel construction with a wide range of heights, drawer configurations and colors as well as a **FREE** extra thick plastic top. Custom drawer configuration can be done without charge and all carts have double wall construction, twin poly push handles, premium 5" full swivel casters (2 locking, 1 directional), outrigger stabilizing frame and quiet ball bearing drawer slides offering a full extension drawer opening.



17 STANDARD COLORS Solid or Two Tone

- RG Reed Green*
- AR Autumn Red*
- MG Moss Grey*
- B Beige
- SB Slate Blue
- R Red
- DB Dark Blue
- Y Yellow
- CR Cranberry
- BG Blue Grey
- HG Hunter Green
- T Teal
- L Lavender
- M Mauve
- SFG Sea Foam Green
- CCB Crash Cart Blue
- TP Taupe

* New Color

5 Locking Options



Key Lock

Full cart
See page 29 -
MKT Cart Series



Breakaway

Full cart or
Individual drawers
See page 27 -
MBT Cart Series



Push-Button

with key override
See page 29 -
MIT Cart Series



Electronic

with key override
See page 29 -
MET Cart Series



Prox Reader

with key override
See page 29 -
MXT Cart Series

**LATEX
FREE**

MIT-630-SFG

PREMIUM 5" SWIVEL
CASTERS - 2 LOCKING,
1 DIRECTIONAL

OUTRIGGER
STABILIZING
FRAME





TDV-5 Divider Set
Spring tension keeps
adjustable dividers in place



TCB-1 Cardiac Board
with brackets (fits on back of cart)



TWC-2 Touch Top 28 Quart
Waste Container



MCV-PA Portable Suction Unit (see page 65)



TOB-1 Oxygen
Tank Brackets



TGB-1 Glove Box Holder
Gloves not included

**Plastic top (\$85 value) included FREE
with purchase of each cart.**



MBT-630-R
6 Drawer
Emergency Cart
Shown with
optional accessories

**Available in Steel or
E-Z Push Aluminum**



**Outrigger
Stabilizing Frame**
included on all
Select, Standard and
Space Saver
Mini Tower Carts

Ask about our wide variety of trays, dividers and organizers
See pages 55-60 for more selection.



TMT-3K 3" Divisible Drug Tray
Includes 2 TMT-3 trays, 4 TMT-3L long dividers
and 8 TMT-3S short dividers



TMT-5K 5" Divisible Drug Tray
Includes 2 TMT-5 trays, 2 TMT-5L long dividers
and 4 TMT-5S short dividers

E-Z Push Aluminum or Steel— Cart Size and Style Options

Emergency

STANDARD SERIES



C "THE SHORTY"



A
MBS-630-R 6 Drawer Emergency Cart
Drawer config. 4-3"1-6"1-12"
30" DRAWER SPACE
46 1/4"H x 25"D x 32"W

B
MBT-524-BG 5 Drawer Emergency Cart
Drawer config. 3-3"1-6"1-9"
24" DRAWER SPACE
39 3/4"H x 25"D x 32"W

C
MBT-421-RG 4 Drawer Emergency Cart
Drawer config. 2-3"1-6"1-9"
21" DRAWER SPACE
35 3/4"H x 25"D x 32"W



G
MBT-930-PED 9 Standard Series
Drawer Cart
Drawer configuration: 8-3"1-6"
30" DRAWER SPACE
46 1/4"H x 25"D x 32"W



D
MBS-527P-R 5 Drawer Emergency Cart
with 9" panel
Drawer config. 4-3"1-6"1-9"panel
27" DRAWER SPACE
42 3/4"H x 25"D x 32"W

Shown with Emergency Package TEP-B on page 28:
MBS-424P-R 4 Drawer Emergency Cart
with 9" panel
Drawer config. 3-3"1-6"1-9"panel
24" DRAWER SPACE
39 3/4"H x 25"D x 32"W

H
MBT-424-M 4 Drawer
Emergency Cart
Drawer configuration:
2-3"1-6"1-12"
24" DRAWER SPACE
39 3/4"H x 25"D x 32"W
Shown with optional TMH-2 tray
(page 55).



E
MCC-524-SFG 5 Drawer
Mini Cart with Breakaway Lock
Drawer configuration 3-3"1-6"1-9"
24" DRAWER SPACE
34"H x 18"D x 18 1/2"W

F
MCT-630-R 6 Drawer Mini Tower
with Breakaway Lock
Drawer configuration 3-3"2-6"1-9"
30" DRAWER SPACE
43 3/4"H x 24 3/4"D x 24 1/2"W



**Mini Crash Cart—
perfect where
space is limited**

STANDARD SERIES

Emergency Accessory Packages

TEP-A Elite Emergency PACKAGE

Shown with
MBS-630-R
Emergency
Cart

**CART NOT
INCLUDED
IN PACKAGE**

Includes:

- TIV-1 IV-Pole
- TCB-1 Cardiac Board
- TSN-2 Side Shelf
- TDT-1/TDV-10 Tray w/Lid and Dividers
- TSU-1 Suction Unit Holder
- TDS-1 Defib Swivel Shelf
- TUH-1 Utility Hooks
- TMT-3Kx2 4-3" Trays, 8 Long and 16 Short Dividers (fills 2-3" drawers)
- TMT-5K 2-5" Trays, 2 Long and 4 Short Dividers (fills 1-6" drawer)
- TPS-1 Plastic Seals (100/pkg)
- TLH-3 Label Holders (12/pkg)
- TOB-1 Oxygen Tank Brackets
- TOS-15 Electric Outlet Strip



TEP-B Emergency PACKAGE

Shown with
MBS-424P-R
Emergency Cart

**CART NOT
INCLUDED
IN PACKAGE**

Includes:

- TIV-1 IV-Pole
- TCB-1 Cardiac Board
- TSN-2 Side Shelf
- TRS-2 Heavy Duty Railing
- TOB-1 Oxygen Tank Brackets
- TMT-3Kx2 4-3" Trays, 8 Long Dividers, 16 Short Dividers (fills 2-3" drawers)
- TMT-5K 2-5" Trays, 2 Long and 4 Short Dividers (fills 1-6" drawers)
- TPS-1 Plastic Seals (100/pkg)
- TUH-1 Utility Hooks



TEP-C Value Emergency PACKAGE

Includes:

- TIV-1 IV-Pole
- TCB-1 Cardiac Board
- TRS-2 Heavy Duty Railing
- TOB-1 Oxygen Tank Brackets
- TPS-1 Plastic Seals (100/pkg)

Shown with MBT-524-R
Emergency Cart,
**CART NOT INCLUDED
IN PACKAGE**



Locking Options for Standard Series Anesthesia Carts



A Key Lock

See pages 31-32

Three Cart Sizes Available

Plastic top
(\$85 value)
included **FREE** with
purchase of
each cart.

B Push-Button Lock with key override

See pages 33-34



A MKS-630-DB

6 Drawer Mobile Key Lock Workstation shown with optional accessories

Drawer configuration:
3-3"2-6"1-9"
30" DRAWER SPACE
46 1/4"H x 25"D x 32"W

B MIT-630-SFG

6 Drawer Mobile Push-Button Lock Workstation

Drawer configuration:
3-3"2-6"1-9"
30" DRAWER SPACE
46 1/4"H x 25"D x 32"W

D Electronic Lock with key override

See page 35



C MXT-630-DB

6 Drawer Proximity Reader

Drawer configuration:
3-3"2-6"1-9"
30" DRAWER SPACE
46 1/4"H x 25"D x 32"W

D MET-630-DB

6 Drawer Mobile Electronic Lock Workstation

Drawer configuration:
3-3"2-6"1-9"
30" DRAWER SPACE
46 1/4"H x 25"D x 32"W

C Proximity Reader with key override

See page 36



See more Accessories on pages 53-60



TGB-1

Glove Box Holder
Gloves not included



TCG-1 Caster Guard



TEF-9 Divider Set

Used with 9" or 12" standard size drawer



TSB-2 Security Box

11" x 16" x 2 1/8"
Shown with optional TMT-3 tray and dividers



TMH-1 Full Drawer Tray with dividers, ampule holders

21 1/2"W x 15 1/2"D x 2 5/16"H

STANDARD SERIES

Anesthesia Accessory Packages

TAP-A Ultimate Anesthesia PACKAGE

Shown with
MIT-630-DB
Anesthesia Cart
**CART NOT
INCLUDED
IN PACKAGE**

Includes:

- TTR-6 Trellis System
- TTB-5x2 5-Tilt Bin Unit
- TTD-2 Tape Dispenser
- TRS-2 Heavy Duty Railing
- TDO-1 Divided Organizer w/Lid
- TCS-3 Catheter Holder
- TAB-1x2 Accessory Bar Bracket
- TMH-1 Tray w/Dividers and Ampule Holders
- TUH-1 Utility Hooks
- TMT-3Kx2 4-3" Trays, 8 Long and 16 Short Dividers
- TMT-5K 2-5" Trays, 2 Long and 4 Short Dividers
- TLH-3 Label Holders (12/pkg)
- TWB-13 Wire Basket
- TWC-3 Waste Container



TAP-B Anesthesia PACKAGE

Includes:

- TTR-6 Trellis System
- TTB-5 Tilt 5-Bin Unit x 2
- TRS-2 Heavy Duty Railing
- TSN-2 Side Shelf
- TWC-3 Waste Container
- TAB-1 Accessory Bar Bracket

Shown with
MKS-630-SB Cart
**CART NOT
INCLUDED
IN PACKAGE**



TAP-C Value Anesthesia PACKAGE

Includes:

- TRS-2 Heavy Duty Railing
- TUH-1 Utility Hooks
- TMT-3Kx2 4-3" Trays, 8 Long and 16 Short Dividers
- TMT-5K 2-5" Trays, 2 Long and 4 Short Dividers

Shown with
MKT-630-TP Cart,
**CART NOT INCLUDED
IN PACKAGE**



Tried and True Favorites

A

MKS-630-DB 6 Drawer Key Lock Mobile Workstation

Drawer Configuration 3-3"2-6"1-9"
30" DRAWER SPACE
46 1/4"H x 25"D x 32"W

*Plastic top
(\$85 value)
included **FREE**
with purchase
of each cart.*

B

MKT-627-DB 6 Drawer Key Lock Mobile Workstation

Drawer Configuration 4-3"1-6"1-9"
27" DRAWER SPACE
42 3/4"H x 25"D x 32"W

**Available in Steel or
E-Z Push Aluminum**



Customized Drawer Configurations Available

C

WKT-630A-M Aluminum Key Lock Wide Cart

Drawer Configuration 3-3"2-6"1-9"
30" DRAWER SPACE
46 1/4"H x 25"D x 40 1/2"W
Inside drawer dimensions on wide cart:
16 1/2"D x 29"W

Note: Wide carts are only available in aluminum.

See more Accessories on pages 54-60



TCG-1

Caster Guard
Page 60




D

MKS-524-B 5 Drawer
Key Lock Mobile Workstation

Drawer Configuration 3-3"1-6"1-9"
24" DRAWER SPACE
39³/₄"H x 25"D x 32"W

D



TTB-6

TTB-5

TTB-4

TTB-3

Tilt Bins

Requires TTR-6 Trellis System (below)



TTR-6 Trellis System



TCE-1K
Cart Extender
with 4 Trays
Only fits 30" cart.



TDI-1 Disposable Cart Cover
50 per roll
28"H x 22"D x 56"W



TDI-2 Disposable Cart Cover
120 per roll
48"H x 14"D x 41"W



TCE-1
Cart Extender
34³/₈"H x 18"D
x 13¹/₂"W
Trays not included.
Only fits 30" cart.

Push-Button Lock with Key Override

Push-Button Locking

Easy and convenient mechanical push-button locking with key lock override.

Simply enter combination, turn knob one quarter turn and your cart is open, one quarter turn back and your cart is locked.

Best of all.....NO batteries.



Tall Mini Tower SEE PAGE 23



A

Mini Cart SEE PAGE 21



C

Mini Tower
SEE PAGE 23



B



D

A
MPT-630-TP 6 Drawer Mini Tower with Push-Button Lock

Drawer Configuration 3-3"2-6"1-9"
30" DRAWER SPACE
43³/₄"H x 24³/₄"D x 24¹/₂"W

B
MPT-524-M 5 Drawer Mini Tower with Push-Button Lock

Drawer Configuration 3-3"1-6"1-9"
24" DRAWER SPACE
37³/₄"H x 24³/₄"D x 24¹/₂"W

C
MMP-524-L 5 Drawer Mini Cart with Push-Button Lock

Drawer Configuration 3-3"1-6"1-9"
24" DRAWER SPACE
34"H x 18"D x 18¹/₂"W

D
MIT-627-DB 6 Drawer Mobile Workstation with Push-Button Lock

Drawer Configuration 4-3"1-6"1-9"
27" DRAWER SPACE
42³/₄"H x 25"D x 32"W

Keyless Convenience — Keyless Locking with Key Override



F

E

MIT-630-T 6 Drawer Mobile Workstation with Push-Button Lock

Drawer Configuration 3-3"2-6"1-9"
30" DRAWER SPACE
46 1/4"H x 25"D x 32"W

F

MIS-524-B 5 Drawer Mobile Workstation with Push-Button Lock

Drawer Configuration 3-3"1-6"1-9"
24" DRAWER SPACE
39 3/4"H x 25"D x 32"W

G

WIT-430A-SB 4 Drawer Aluminum Wide Cart with Push-Button Lock

Drawer Configuration 1-3"3-9"
30" DRAWER SPACE
46 1/4"H x 25"D x 40 1/2"W

Also available in 6 Drawer version (not shown):

WIT-630A 6 Drawer Aluminum Wide Cart with Push-Button Lock

Drawer Configuration
3-3"2-6"1-9"
30" DRAWER SPACE
46 1/4"H x 25"D x 40 1/2"W




E



G

Electronic Lock with Key Override

**Electronic Locking** E-Z Open • Auto Lock • Key Override

New user friendly electronic lock

- 499 User Codes
- Battery operated, 4 D Cell included
- Dual code programming capability
- Tamper indicator
- Low battery indicator
- Auto lock, 1 sec. - 999 min.
- Key override

A

MES-430-B 4 Drawer
Mobile Workstation
with electronic lock

Drawer configuration:
1-3"3-9"

30" DRAWER SPACE
46¼"H x 25"D x 32"W

B

MET-630-DB 6 Drawer
Mobile Workstation with
electronic lock

Drawer configuration:
3-3"2-6"1-9"

30" DRAWER SPACE
46¼"H x 25"D x 32"W



B

**MES Series
& MET Series**

*Solid Color and
Two-Tone Electronic
Locking Carts*

(Custom drawer
configuration available)

*This style works well
for medication and
long-term care.*



A



Electronic Lock with Proximity Reader and Software Quick • Easy • Keyless

MXT-630-M 6 Drawer
Mobile Workstation
with proximity reader
lock

Drawer configuration:
3-3"2-6"1-9"
30" DRAWER SPACE
46 1/4"H x 25"D x 32"W

TPR-PC
Proximity Card



TPR-BU Proximity
Card Sticker



Proximity Reader and Software Kit

Proximity Reader allows the user to swipe your card and simply unlock the cart. The system includes 2 Proximity Cards and the Proximity Card Reader with Key Override:

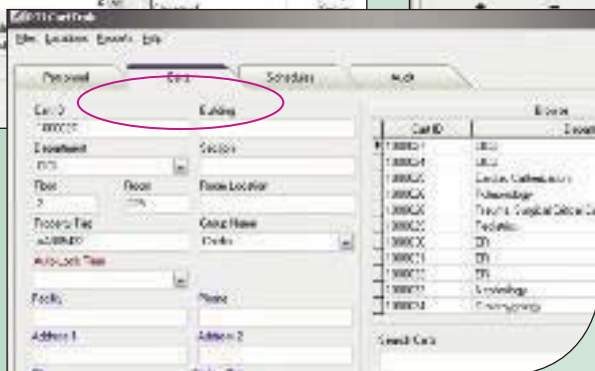
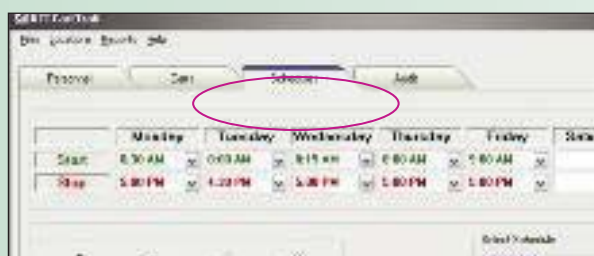
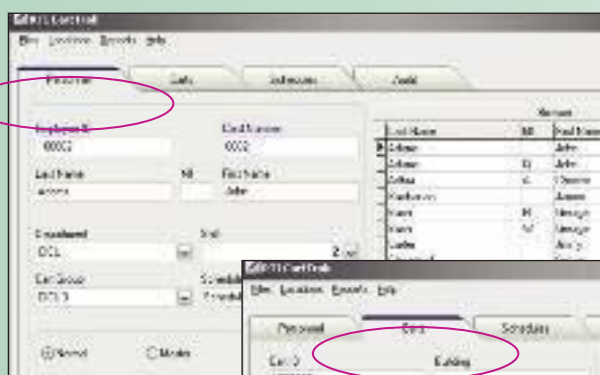
- 499 User Codes
- Auto Lock, 1 sec. - 999 minutes
- Battery Operated, 4 D Cell included
- Dual Code Programming Capability
- Tamper Indicator
- Low Battery Indicator
- Key Override

TPR-PC Proximity Card 10 per package

TPR-BU Proximity Card Sticker to make non-compatible Prox Card functional 10 per package


TPR-SW Optional Software for Electronic or Proximity Locking

- Audit Trail
- Audit Trail Length, 1000 events
- Audit Lock
- Add, Edit and View Personnel
- Classify Security Levels of Personnel
- User Groups



The facility is responsible for installation of software. Please check with your IT Dept. before purchasing Software Kit.

Isolation Storage in a Variety of Sizes and Styles



B *Deep drawers for maximum storage*

A
MKS-430-Y 4 Drawer Isolation Cart
Drawer Configuration 1-3"3-9"
30" DRAWER SPACE
46 1/4"H x 25"D x 32"W

B
MKT-330-Y 3 Drawer Isolation Cart
Drawer Configuration 2-9"1-12"
30" DRAWER SPACE
46 1/4"H x 25"D x 32"W

C
MKS-430-Y 4 Drawer Isolation Cart with optional accessories
Drawer Configuration 1-3"3-9"
30" DRAWER SPACE
46 1/4"H x 25"D x 32"W



TWC-2 Touch Top 28 Quart Waste Container. See page 54



TGB-1 Glove Box Holder
Gloves not included. See page 54



CHA-40 Hamper

Accessories shown:
TCR-1 Coat Rack
See page 58

TRS-2 Railing
See page 54

TUH-1 Utility Hooks
See page 54



Also available in solid color.



Big Storage in Space Saver Sizes

D

MAT-430-Y 4 Drawer Mini Tower Isolation Cart

Drawer Configuration 1-3"3-9"

30" DRAWER SPACE

43³/₄"H x 24³/₄"D x 24¹/₂"W

E

MAT-324-Y 3 Drawer Mini Isolation Tower

Drawer Configuration 1-6"2-9"

24" DRAWER SPACE

37³/₄"H x 24³/₄"D x 24¹/₂"W

F

MMC-324-Y 3 Drawer Mini Isolation Cart

Drawer Configuration 1-6"2-9"

24" DRAWER SPACE

34"H x 18"D x 18¹/₂"W



TGB-3 Triple
Glove Box Holders



TWC-3 Waste Container
Needs TAB-1 Accessory Bar Bracket

G

MAT-421-Y 4 Drawer Mini Tower Isolation Cart

Drawer Configuration

2-3"1-6"1-9"

21" DRAWER SPACE

34¹/₂"H x 24³/₄"D x 24¹/₂"W

H

MKT-421-Y 4 Drawer Isolation Cart

Drawer Configuration

2-3"1-6"1-9"

21" DRAWER SPACE

35³/₄"H x 25"D x 32"W



Mini Isolation

STANDARD SERIES

E-Z Push Aluminum

A

WKT-430A-SB Aluminum Wide Cart, holds approx. 360 punch cards

Fits 12 optional TPC-1 Punch Card Racks that fit up to 25-30 punch cards per rack
Drawer configuration: 1-3" 3-9"
30" DRAWER SPACE
46 1/4"H x 25 1/2"D x 40 1/2"W

Also available in push-button or electronic lock



A

B

MKS-430-B 4 Drawer Standard Cart shown with optional 3" drawer lock TLO-1 (see page 40)

Drawer configuration: 1-3" 3-9"
30" DRAWER SPACE
46"H x 25 1/2"D x 32"W

- Wide cart holds 4 rows (approx. 120 cards per drawer)
Total cart capacity = approx. 360 cards
- Standard cart holds 3 rows (approx. 90 cards per drawer)
Total cart capacity = approx. 270 cards



B



TSC-1 Optional Side Cabinet, key lock with waste container
30"H x 7"D x 18"W Fits on any wide or standard size cart



TSB-5 Security Box with Key Lock
7" x 16" x 9" See page 58



TSB-2 Security Box with Key Lock 3" Fits 3" drawers. See page 58



TND-1 Narcotic Drawer Cover
Fits on any 3", 6", 9", 12" standard cart drawer. See page 58



TPC-1


Punch Card Rack
Fits 25-30 punch cards per rack
12 3/8"H x 7 1/2"D x 8"W
Standard cart: fits 3 per 9" or 12" drawer
Wide cart: fits 4 per 9" or 12" drawer
Mini tower: fits 2 per 9" drawer
See page 60

Unit Dose Meets Economy



MUS-330-BPKG Includes Cassette, 20 Bins and 3" Lockable Drawer (MUS-330-B cart)

46 $\frac{1}{4}$ "H x 25"D x 32"W
Shipping weight 215 lbs.



TLO-1
3" Lockable drawer



*Pull out
cassette shelf
for easy
access and
exchange*



A



B

A

MUS-230-BPKG 30 Patient includes Cassette, 30 Bins and two 3" Lockable Drawers (MUS-230-B cart)

46 $\frac{1}{4}$ "H x 25"D x 32"W

B

MUS-1515-BPKG 40 Patient includes 2 Cassettes

46 $\frac{1}{4}$ "H x 25"D x 32"W

*See more Accessories
on pages 54-60*



TGB-1 Single Glove Box Holder
10"H x 5 $\frac{3}{4}$ "D x 4"W

TGB-3 Triple Glove Box Holder
(not pictured) Gloves not included
10"H x 16 $\frac{1}{2}$ "D x 4"W



TDV-5 Divider Set
Spring tension keeps
adjustable dividers in place



TCA-20 Cassette and 20 Patient Bins 22 $\frac{1}{2}$ "H x 17 $\frac{1}{4}$ "D x 11 $\frac{3}{4}$ "W

TPB-1 Patient Bins, 20 per/pkg. 2 $\frac{1}{4}$ "H x 11"D x 4"W

Maximize Your Storage

WIDE CART

40.5"



A



C



D

Inside drawer dimensions on all wide carts:
16 1/2" D x 29" W

B



A

WKT-430A-SB 4 Drawer Aluminum Wide Cart with Key Lock, holds approx. 360 punch cards

Fits 12 optional TPC-1 Punch Card Racks that fit up to 25-30 punch cards per rack
Drawer configuration: 1-3"3-9"
30" DRAWER SPACE
46 1/4"H x 25"D x 40 1/2"W

B

WIT-630A-M 6 Drawer Aluminum Wide Cart with Push-Button Lock

Shown with optional accessories:
TWC-2 Waste Container
TTR-9 Trellis
TTD-2 Tape Dispenser
TTB-4 Tilt 4-Bin Unit
TAB-1 Accessory Bar
TWB-10 Wire Basket

Drawer configuration: 3-3"2-6"1-9"
30" DRAWER SPACE
46 1/4"H x 25"D x 40 1/2"W

C

WET-630A-CCB 6 Drawer Aluminum Wide Cart with Electronic Lock

Drawer configuration: 3-3"2-6"1-9"
30" DRAWER SPACE
46 1/4"H x 25"D x 40 1/2"W

D

WIT-430A-SFG 4 Drawer Aluminum Wide Cart with Push-Button lock

Drawer configuration: 1-3"3-9"
30" DRAWER SPACE
46 1/4"H x 25"D x 40 1/2"W

Also available (not shown):

WXT-630A 6 Drawer Aluminum Wide Cart with Proximity Reader

WXT-430A 4 Drawer Aluminum Wide Cart with Proximity Reader



TMH-10 Mini Cart Tray

3" high drawer tray with 4 dividers and 10 ampule holders
Two per drawer on a super-wide cart

TMH-11 Mini Cart tray

3" high drawer tray with 5 dividers
Two per drawer on a super-wide cart
See page 55 for tray information and specifications



Malignant Hyperthermia Cart PACKAGE

MMH-330-DB Malignant Hyperthermia Cart with a **MMH-CP** Optional Hyperthermia Cart Package

Inside drawer dimensions:
22⁷/₈"W x 16¹/₄"D

Cart package includes:

- TIV-1 IV Pole
- TMH-2 Full Drawer Tray w/Dividers
- TDV-5 Divider Set
- TOB-1 Oxygen Tank Brackets

LATEX FREE

Convenient Storage for Malignant Hyperthermia Treatment

The Malignant Hyperthermia Cart helps with patient safety by providing a convenient way to store and transport refrigerated cold packs and saline solutions. The cart can store critical items needed in a Malignant Hyperthermia emergency.

Malignant Hyperthermia Cart



MMH-330-DB

Malignant Hyperthermia Cart

Cart Includes: 1.6 cubic feet Refrigerator/Freezer (120V, 60Hz, Latex Free), Cold Packs, Temperature Indicator, Hospital Grade Plug w/10' Cord, Security Sealing System, Plastic Top Drawer Configuration 2-3"1-6" 44¹/₂"H x 20³/₈"D x 32"W 90 Days Warranty on Freezer



Temperature control (back side)



Breakaway drawer lock



Breakaway door lock



Thermometer

Suture Storage Cart

Suture Cart **PACKAGE****MKT-627SC-DB** 6 Drawer Suture Storage Cart

Drawer Configuration 4-3"1-6"1-9"

27" DRAWER SPACE

73¾"H x 25"D x 32"W

Available on any 27" or 30" Standard Cart



**PACKAGE
INCLUDES CART
AND SUTURE
CABINET**

TTC-1

Suture Cabinet
24"H x 8"D x 30"W,
4 adjustable
shelves. Available
on 27" or 30"
Standard Cart

17 STANDARD COLORS

Solid or Two Tone

-  RG Reed Green*
-  AR Autumn Red*
-  MG Moss Grey*
-  B Beige
-  SB Slate Blue
-  R Red
-  DB Dark Blue
-  Y Yellow
-  CR Cranberry
-  BG Blue Grey
-  HG Hunter Green
-  T Teal
-  L Lavender
-  M Mauve
-  SFG Sea Foam Green
-  CCB Crash Cart Blue
-  TP Taupe

* New Color

Computer Carts

MAT-524C-SFG

Mini Tower Computer Cart

Drawer Configuration

3-3"1-6"1-9"

24" DRAWER SPACE

37¾"H x 24¾"D x 24½"W



Available open
drawer laptop
space:
13⅞"W x
16½"D x
2¾"H

**TLC-100**

Computer Cart with
EZ Roll premium
casters

new

**MKT-627C-DB**

Standard Computer Cart

Drawer Configuration

4-3"1-6"1-9"

27" DRAWER SPACE

42¾"H x 25"D x 32"W



Available open
drawer laptop
space:
21¼"W x
16½"D x
2¾"H

**TLC-50**

Computer Cart
with standard
casters

new



Computer
drawer
available on
any
Mini Tower,
Standard or
Select

Expand Storage Capacity

TSH-2 Scope Holder
Same as TSH-4 except
narrower. Two can fit on one
side of the cart. Holds 2 scopes.
48"H x 6"D x 9"W



TSH-4 Scope Holder
Secure your scopes. Scope holder,
can be mounted on a cart or on
the wall. Holds up to 4 scopes.
48"H x 6"D x 16"W
Shown with MIT-630-RG cart



Scope Storage

Protect your expensive scopes.

- Strong steel construction
- Full view door w/key lock



**TSC-1 Side Cabinet, key
lock with waste container**

Shown with MKT-630-DB
standard cart
Only available on 30" standard
or wide carts.

17"D x 18"W



Fluid/Storage Holder

TFT-24 for use with 24" cart

TFT-30 for use with 30" cart

3 adjustable trays:

18³/₈"W x 4¹/₂"D x 4"H



TCS-3 Catheter Holder
clear front

19"x4"x4"

Stainless Steel Workhorses



A



B

A

MMS-3 Stainless Steel Utility Cart with 3 1/2" all swivel casters

32 1/8"H x 16 1/4"D x 27 1/2"W
300lb capacity
Shipping Weight/Dimension:
29 lbs./35"H x 18"D x 29"W

B

MMS-4 Stainless Steel Utility Cart with guard rails, 3 1/2" all swivel casters

32 1/8"H x 16 1/4"D x 27 1/2"W
300lb capacity
Shipping Weight/Dimension:
33 lbs./36"H x 18"D x 30"W

C

MMS-5 Equipment Stand with 3 1/2" all swivel casters

30 1/8"H x 16 3/4"D x 18 3/4"W
300lb capacity
Shipping Weight/Dimension:
25 lbs./39"H x 22"D x 22"W

D

MMS-6 Equipment Stand with one drawer, 3 1/2" all swivel casters

30 1/8"H x 16 3/4"D x 18 3/4"W
300lb capacity
Shipping Weight/Dimension:
36 lbs./39"H x 22"D x 22"W

E

MLC-1 Linen Cart with 4 shelves, 3 1/2" all swivel casters and nylon cart cover

46"H x 16"D x 27 1/2"W
300lb capacity
Shipping Weight/Dimension:
38 lbs./LTL Only - fully assembled

Additional sizes available.

Please call customer service.

F

MMS-7 Heavy Duty Utility Cart 5" all swivel casters

39 1/4"H x 22 3/8"D x 39 1/4"W
500lb capacity
Shipping Weight/Dimension:
68 lbs./LTL Only - fully assembled



C



D



E



F


Poly and Wire Utility Carts



A



B



C



D

A

TUC-1 Plastic Utility Cart
32 $\frac{1}{2}$ "H x 17 $\frac{1}{2}$ "D x 34 $\frac{1}{4}$ "W
550 lb. capacity
Shipping Weight/Dimension:
33 lbs./36"H x 19"D x 10"W,
assembly required.

B

TUC-2 Large Plastic Utility Cart
32 $\frac{1}{2}$ "H x 26"D x 40"W
550 lb. capacity
Shipping Weight/Dimension:
55 lbs./42"H x 28"D x 10"W,
assembly required.

C

WUC-2 2 Shelf Wire Utility Cart
38"H x 18"D x 36"W
300 lb. capacity per caster
Shipping Weight/Dimension:
42 lbs./Multiple boxes, assembly required.

D

WUC-3 3 Shelf Wire Utility Cart
38"H x 18"D x 36"W
300 lb. capacity per caster
Shipping Weight/Dimension:
52 lbs./Multiple boxes, assembly required.

E

CBC-233 Basket Cart
39"H x 30"D x 19 $\frac{1}{2}$ "W
50 lb. capacity
• Chrome plated frame
• 4" rubber ball bearing casters
• Basket holders are epoxy coated

Baskets not included.

CBC-612 6" and 12" baskets (as shown)

F

TUC-8 Plastic Utility Cart
32 $\frac{1}{2}$ "H x 17 $\frac{1}{8}$ "D x 34 $\frac{7}{8}$ "W
Shipping Weight/Dimension:
33 lbs./18"H x 8"D x 44"W, assembly required.



E

Baskets ordered separately.



F

Stationary and Mobile Wire Storage

- Most wire units can be ordered stationary or mobile
Please call our customer service for additional information



A



B

A
WRS-730 Mobile Slanted Wire Shelving Unit with 30 bins, includes 5" Poly Stem casters (2 with brakes)
79"H x 18"D x 36"W (includes caster height)

B
WRS-720S 7 Shelf Stationary Rack with 20 bins
74"H x 24"D x 36"W



C



E

*Dividers ordered separately.**

C
MWC-1848-4M 4 Wire Mobile Cart
69"H x 18"D x 48"W

D
MWC-1848-5S 5 Shelf Stationary Rack
63"H x 18"D x 48"W

E
WBC-1848-4M Wire Basket Mobile Cart
2 shelves, 3 baskets (Dividers not included)*
69"H x 18"D x 48"W



D



F

*Dividers ordered separately.**

F
WBC-1848-4S Wire Basket Rack
2 shelves, 3 baskets (Dividers not included)*
63"H x 18"D x 48"W
***WDV-149** Wire Basket Dividers (pkg. of 6)

WMK-1 Mobile Kit
4-5"H x 1 1/4" Casters, 4 Donut Bumpers



MultiPurpose/Phlebotomy Work Station Traveler



PWS-1 Mobile Traveler,
Tote Tray, Handle, 5 Caster
Premium Base

PWS-1 shown with optional
accessories



Workstation shown
with optional upgraded
casters and
accessories

new



PWS-1P Pediatric
Mobile Traveler, Tote
Tray, Handle, 5 Caster
Premium Base

new




PWS-1P shown
with optional
pediatric
accessories



PWC-1L Large Waste
Container with bracket
1³/₄ gallon




PEB-1L Equipment Basket
with brackets
5¹/₄"H x 8³/₄"D x 13³/₄"W



PSD-1B Small Key Locking
SK2 TIF drawer with brackets
5"H x 8⁵/₈"D x 11"W



PTT-1 Tote Tray
8³/₄"H x 13¹/₄"D x 18³/₄"W



PQS-5 5 Qt. Sharps
Container with brackets

Case Carts are the Ultimate Choice for Sterility Control During Transportation

Stainless Steel Closed Case Carts

- Sealed doors safeguard contents against cross-contamination
- Positive door latches secure doors shut to keep contents safe and sterile
- Hold open latch secures door when open for easy cleaning and wherever battery powered suction is needed.
- Stainless steel is easy to clean and sanitize, resists corrosion and stains
- All-welded construction eliminates nuts and bolts for a stronger structure and easier-to-clean surface
- Extended push handle offers more control and increases interior space
- Locking door latch available for added security

CCL-137 2 Door
Closed Case Cart
36"shelf width



Closed Case Cart Specifications

CART	Non-magnetic stainless steel
FINISH	#3 Finish
MATERIAL	16-gauge stainless steel
FINISH	Replaceable, stand-out corner bumper, non-marring
SHELVES	Each model includes one stainless steel wire pull-out shelf, except models CCL145 and CCL150, which include 2 pull-out shelves; adjustable on 2" centers
CASTERS	6" stainless steel casters are maintenance-free

Closed Case Carts with Shelving

MODEL WITH WIRE SHELVING	ACTUAL SHELF WIDTH	EXTERNAL DIMENSIONS			INTERNAL DIMENSIONS			SHIP WEIGHT (LBS).
		W	D	H	W	D	H	
ONE DOOR								
CCL-130	24"	36 ¹ / ₂ "	29"	40"	25 ¹ / ₂ "	25"	29 ¹ / ₄ "	229
CCL-132	24"	36 ¹ / ₂ "	29"	55"	25 ¹ / ₂ "	25"	44 ¹ / ₄ "	250
CCL-140	18"	30 ¹ / ₂ "	29"	40"	19 ¹ / ₂ "	25"	29 ¹ / ₄ "	197
CCL-142	18"	30 ¹ / ₂ "	29"	55"	19 ¹ / ₂ "	25"	44 ¹ / ₄ "	220
TWO DOOR								
CCL-147*	31 ³ / ₈ "	43 ¹ / ₂ "	29"	55"	34"	25"	44 ¹ / ₄ "	291
CCL-152*	31 ³ / ₈ "	43 ¹ / ₂ "	29"	40"	34"	25"	29 ¹ / ₄ "	257
CCL-135*	36"	48 ¹ / ₂ "	29"	40"	38 ¹ / ₄ "	25"	29 ¹ / ₄ "	282
CCL-137*	36"	48 ¹ / ₂ "	29"	55"	38 ¹ / ₄ "	25"	44 ¹ / ₄ "	309
CCL-145**	13 ¹ / ₂ "	43 ¹ / ₂ "	29"	55"	15 ¹ / ₄ "	25"	44 ¹ / ₄ "	296
CCL-150**	13 ¹ / ₂ "	43 ¹ / ₂ "	29"	40"	15 ¹ / ₄ "	25"	29 ¹ / ₄ "	262

CCL-140 1 Door
Closed Case Cart
18"shelf width



CCL-150 2 Door
Closed Case Cart
13"shelf width



CCL-135 2 Door
Closed Case Cart
36"shelf width



Features



Floor is cross-broke and angled to middle with small holes to drain.



Handle



Door latch



Pull-out shelves equipped with locking mechanism

Optional, Additional Shelves

WIRE MODEL #	DESCRIPTION	COMPATIBILITY
FIXED SHELVES		
CFS-13	13 ¹ / ₂ ", 75 lb capacity	Fits CCL-145 and CCL-150
CFS-18	18", 75 lb capacity	Fits CCL-140 and CCL-142
CFS-24	24", 125 lb capacity	Fits CCL-130 and CCL-132
CFS-31	31 ³ / ₈ ", 125 lb capacity	Fits CCL-147 and CCL-152
CFS-36	36", 125 lb capacity	Fits CCL-135 and CCL-137
PULL OUT SHELVES		
CPO-13	13 ¹ / ₄ ", 75 lb capacity	Fits CCL-145 and CCL-150
CPO-18	18", 75 lb capacity	Fits CCL-140 and CCL-142
CPO-24	24", 125 lb capacity	Fits CCL-130 and CCL-132
CPO-31	31 ¹ / ₂ ", 125 lb capacity	Fits CCL-147 and CCL-152
CPO-36	36", 125 lb capacity	Fits CCL-135 and CCL-137

Optional Accessories



Optional tamper sealed doors



Towing caster



Optional additional pull-out wire shelves



Gravity latch

Blanket Warmers: Safely warm and monitor blanket temperatures for increased patient comfort

- Low-heat-density electrothermal warming provides efficient and even heating
- Innovative design saves heat and energy by eliminating the need for a circulating fan
- Electronic control with LED display allows you to set and monitor temperature levels, automate an on/off time, and lock setting to eliminate tampering
- Separate safety override feature prevents overheating
- Window door allows you to easily monitor inventory level
- Adjustable temperature range of 98-200°F (37-93°C) allows for maximum patient comfort
- Heavy-duty stainless steel exterior provides durability and ease of cleaning and sanitizing
- Heavy-duty handle and hinges withstand repeated use
- Includes 1 blue, epoxy-coated blanket support assembly
- Stackable for space-saving capacity (Models BWL-100B, BWL-150B, BWL125B only)



BWL-100*



BWL-150



BWL-175



BWL-200

Blanket Warmer Options and Accessories

- Left door swing (right swing standard)
- 6" stable legs in place of casters (excluding the BWL-100)
- Pass-through feature for flexible access (Models BWL-125 and BWL-200)
- Corner bumpers

MODEL	DESCRIPTION	# OF SHELVES PER CHAMBER	# OF DOORS	# OF INTERIOR CHAMBERS	INTERIOR SIZE CU. FT.	OVERALL SIZE			CASTER TYPE	CASTER DIAM.	CASE WEIGHT LBS.	CASE CUBE CU. FT.
						W	D	H				
BWL-100	Stackable with BWL-100, FWL-10	0	1	1	2.3	16 1/8"	25 7/16"	20 5/8"	*	—	118	12.44
BWL-150	Stackable with BWL-150, FWL-15	1	1	1	3.4	17 5/8"	26 3/4"	33 5/8"	heavy duty, 2 w/brake	5"	174	18.22
BWL-175	Stackable with BWL-175, FWL-25	1	1	1	7.7	22 1/8"	31 3/4"	39 3/4"	heavy duty, 2 w/brake	5"	261	18.22
BWL-200	2 electronic controls, 1 per chamber	1	2	2	7.7 ea (15.4 total)	22 1/8"	31 3/4"	73 1/4"	heavy duty, 2 w/brake	5"	515	34.67

* Model BWL-100 has 4 non-skid rubber feet for countertop positioning

Fluid Warmers: Increase safety by maintaining correct temperatures for various fluid types

- Low-heat-density electrothermal warming provides efficient and even heating
- Maintain safe ($\pm 3^{\circ}\text{F}$ of current settings), accurate temperature levels)
- Electronic control with LED display allows you to set and monitor temperature levels and lock setting to eliminate tampering
- Two operating modes ensure safe temperature levels for irrigation fluids, $98\text{--}150^{\circ}\text{F}$ ($37\text{--}66^{\circ}\text{C}$), or injection fluids, $98\text{--}104^{\circ}\text{F}$ ($37\text{--}40^{\circ}\text{C}$)
- Separate safety override feature prevents overheating
- Alarm alerts you if temperature changes 10°F (6°C) from current setting
- Window door allows you to easily monitor inventory level
- Heavy-duty stainless steel exterior provides durability and ease of cleaning and sanitizing
- Heavy-duty handle and hinges withstand repeated use
- White epoxy-coated wire baskets conveniently hold surgical fluids packaged in bags or bottles
- Stackable for space-saving capacity



FWL-10



FWL-15



FWL-25



Fluid Warmer Options and Accessories

- Left door swing (right swing standard)
- 6" stable legs in place of casters (excluding the FWL-100)
- Available with temperature monitoring for ultimate safety
- Corner bumpers

MODEL	DESCRIPTION	# OF WIRE BASKETS	MAX. BASKET CAPACITY	OVERALL SIZE			CASTER TYPE	CASTER DIAM.	CASE WEIGHT LBS.	CASE CUBE CU. FT.
				W	D	H				
FWL-10	Stackable with FWL-10*, BWL-100	1	16-liters	16 $\frac{1}{8}$ "	27 $\frac{1}{2}$ "	20 $\frac{11}{16}$ "	*	—	130	12.44
FWL-15	Stackable with FWL-15, BWL-150	2	14-liters ea. (28 liters total)	17 $\frac{3}{8}$ "	29 $\frac{9}{16}$ "	33 $\frac{7}{8}$ "	heavy duty, 2 w/brake	5"	205	18.22
FWL-25	Stackable with	3	24-liters ea.	22 $\frac{1}{8}$ "	34 $\frac{7}{8}$ "	40 $\frac{11}{16}$ "	heavy duty,	5"	311	34.67

*Model FWL-10 has 4 non-skid rubber feet for countertop positioning



Combination Blanket and Fluid Warmers:

Conveniently warm and store fluids and blankets in the same unit while maintaining ECRI (Emergency Care Research Institute) recommended fluid temperatures for patient safety.

- Dual compartments each have user-friendly electronic control with LED display to set and monitor temperature levels and lock settings to eliminate tampering
- Same specifications as Blankets Warmers (pg. 65) and Fluid Warmers (above)

Combination Blanket and Fluid Warmer Options and Accessories

- Left door swing (right swing standard)
- 6" stable legs in place of casters
- Pass-through feature for flexible access (Model FW-350 only)
- Corner bumpers




Accessories for Select Series Carts


All of the accessories shown on this page are made to conveniently fit on our Select Series Carts. They help you do your job more efficiently and help to save time and energy.

**Accessorize
your
Select Series Cart
for maximum
efficiency.**




SCB-1 Cardiac Board 
15 1/2"H x 21"W




SSB-1 Sharps Bracket
Container not included 




STR-1 Trellis System 




STR-5 Trellis System with hooks 




SHB-1 Trellis Bar Only, no uprights 




SFT-3 Adjustable Storage Trays 



SNS-1 Narrow Single Shelf 




SNT-2 Narrow Double Shelf 




SHP-5 Back Hanger Panel 




SHP-1 Side Hanger Panel
2 per pkg. 




SDS-1 Deep Single Shelf 



SDT-2 Deep Twin Shelf 



SDX-2 Double Shelf
1 narrow, 1 deep 



Popular Accessories

 Fits **Select Series** Carts


 Fits **Standard Series** Carts




TUH-1 Utility Hooks



TIV-1 IV Pole



TCD-1 Corner Defib Shelf,
swivels 360°

Adjustable 13"-18"W x 12"D 
25lb. capacity. Not for Mini Series.

SCD-1 for Select Series carts 




TSN-2 Collapsible
Side Shelf

17³/₄"D x 14⁷/₈"W 



TCB-1 Cardiac Board with
brackets (fits on back of cart)


21"W x 15"D 




TPS-1 Plastic Seals
100 pkg.




TOB-1 Oxygen Tank
Bracket

4¹/₂"W x 4¹/₂"D 
For size D & E tanks.




TOS-15 Outlet Strip,
15' cord 


SOS-15 for Select
Series carts 



TCW-1 Cord Wrap 

TBO-1 Bracket for
Outlet Strip 



TMR-1 Mini Cart Tubular Rail
TSR-1 Standard Cart Tubular Rail 



TRS-2 Railing 
Not for Mini Series.



TPH-1 Tubular Push Handle 




TAB-1 Accessory Bar Bracket 




TTW-3 Twin Push Handles 

STW-3 Twin Push Handles for
Select Carts 



TSU-1 Suction Unit Holder
10"H x 7³/₄"D x 19"W 




TWC-2* Waste Container,
touch top 28 qt.
13"H x 11"D x 15³/₄"W 




TWC-3* Waste Container,
no top 28 qt.
10"H x 14"D x 15"W



TGB-1 Single Glove Box Holder
10"H x 4"D x 5³/₄"W
Gloves not included. 



TGB-3 Triple Glove Box Holders
10"H x 4"D x 16¹/₂"W
Gloves not included. 

Organizing Made Simple

 Fits **Select Series** Carts

 Fits **Standard Series** Carts



TMH-1 Full Drawer Tray with 8 dividers,
14 ampule holders, 2 rails

21½"W x 15½"D x 2⅝"H  



TMH-2 Full Drawer Tray with 6 dividers,
2 rails

21½"W x 15½"D x 2⅝"H  



TMH-6 Full Drawer Tray with 6 dividers, 2 rails
For 6", 9" and 12" drawers

21½"W x 15½"D x 2⅝"H  



TMH-7 Full Drawer Tray with 18 ampule
holders, 7 dividers



21½"W x 15½"D x 2⅝"H  




TMH-9 Full Drawer Tray with
33 ampule holders

21½"W x 15½"D x 2⅝"H  




TCT-3 Security Bags for TMH-1,2,7,9  

TCT-5 Security Bags for TMH-6
(not shown)





TMH-20 Full Drawer Tray with 16 dividers,
3 rails

21½"W x 15½"D x 2⅝"H  





TMH-10 Mini Cart Tray with 4 dividers and
10 ampule holders, 2 rails

14"W x 16"D x 2⅝"H  



TMH-11 Mini Cart Tray with 5 dividers, 2 rails

14"W x 16"D x 2⅝"H  



TET-1 Expandable Tray
6"W x 9-15"D x 2"H



TET-2 Expandable Tray
3¼"W x 9-15"D x 2"H



TRY-4 Expandable Tray
¢ - 21¼"W x 16"D x 2¼"H



TMT-3 Tray Only for 3" drawer
 16½"W x 11"D x 3"H



TMT-3K Kit Includes:
 2 TMT-3 trays, 4 TMT-3L long dividers,
 8 TMT-3S short dividers



TMT-5
 Tray Only for 6" or larger drawer
 16½"W x 11"D x 5"H



TMT-5K Kit Includes:
 2-TMT-5 trays, 2 TMT-5L long
 dividers, 4 TMT-5S short dividers
 (stackable trays)



Additional dividers for above trays:

TMT-3S Short Dividers for TMT-3



TMT-3L Long Dividers for TMT-3



TMT-5S Short Dividers for TMT-5



TMT-5L Long Dividers for TMT-5



TMT-8 Tray Only for 9" drawer
 16½"W x 11"D x 8"H



TMT-8K Kit Includes: 2-TMT-8 trays,
 1 TMT-8L long divider, 1 TMT-8S short
 divider (stackable trays)



TMT-8S Short Dividers for TMT-8



TMT-8L Long Dividers for TMT-8



Drawer Divider Kits

 Fits **Select Series** Carts

 Fits **Standard Series** Carts



*Customize
Your Own
Divider Set*



TCD-3 Custom Divider Set for 3" high drawers
Includes 4 24" long strips that can be cut to size with 16 holders.



TCD-6 Custom Divider Set for 6" high drawers
Includes 4 24" long strips that can be cut to size with 16 holders.



TEF-3 3" Standard Cart Divider Set 
2 rails, 6 dividers

TEF-3M 3" Mini/Mini Tower Cart Divider Set
2 rails, 4 dividers



TEF-6 6" Standard Cart Divider Set 
2 rails, 6 dividers

TEF-6M 6" Mini/Mini Tower Cart Divider Set
2 rails, 4 dividers



TEF-9 9" Standard Cart Divider Set 
2 rails, 6 dividers

TEF-9M 9" Mini/Mini Tower Cart Divider Set
2 rails, 4 dividers



TDV-3 3" High Modular Standard Cart
Divider Set 

TDV-3M 3" High Mini/Mini Tower
Divider Set



TDV-6 6" High Modular Standard Cart
Divider Set 

TDV-6M 6" High Mini/Mini Tower
Divider Set



TDV-5 Drawer Divider Kit
Fits 6", 9" and 12" drawers. Spring tension
keeps adjustable dividers in place



 Fits **Select Series** Carts

 Fits **Standard Series** Carts



TDS-1 Shelf Unit, swivel defib single shelf
14¹/₁₆"x26⁷/₈"


Top swivels 360°, adds 12" to the height of cart 



TTN-1 Shelf Unit, twin shelf
14¹/₁₆"x26⁷/₈"

Adds 23¹/₄" to the height of cart 




TBS-1 Shelf Unit, single shelf 14¹/₁₆"x26⁷/₈"
Adds 12" to the height of cart 

TBS-1M Shelf Unit for Mini/Mini Tower
14¹/₁₆"x18" (not shown)




TSB-2 Security Box with Key Lock
Fits 3" high drawers, 11"x16"x2¹/₄" 




TSB-5 Security Box
Fits 9" drawer, 7"x16"x9"H 



TND-1 Narcotic Drawer Cover
Fits on any 3", 6", 9", 12" standard cart drawer. 




TFT-24 For 24" space carts
TFT-30 For 30" space carts
3 adjustable trays:
Tray size
18³/₈"W x 4¹/₂"D x 4"H 



TCL-2 Catheter Holder
28"x8"x4" 




TCL-3 Catheter Holder
clear front
28"x4"x4" 




TCS-2 Catheter Holder
19"x8"x4" 




TCS-3 Catheter
Holder clear front
19"x4"x4" 



TCR-1
Coat Rack






TPT-2 Plastic Cart Top
Extra thick for long
lasting durability.
Outer: 18³/₈"x27³/₄"x1¹/₄"
Inner: 17¹/₈"x25¹/₂" 



TPT-2M Plastic Cart Top
for mini cart/mini tower
19"x18"

 Fits **Select Series** Carts
 Fits **Standard Series** Carts



TTD-2 Tape Dispenser for trellis  



TTD-3 Tape Dispenser for cart/table top  




TTR-6 Trellis System 17 1/4" x 20" 

TTR-7 Trellis System for mini cart 10 1/4" x 20"

TTR-9 Trellis System for wide cart 28 3/4" x 20"

All Trellis Systems add approximately
22" to the height of the cart.



TTR-5 Trellis System with hooks 17 1/4" x 20" 

TTR-8 Trellis System w/hooks for mini cart
10 1/4" x 20"

TTR-10 Trellis System w/hooks for wide cart
28 3/4" x 20"



TWB-12* Wire Basket 12" x 8" x 4"  





TWB-13* Wire Basket 12" x 12" x 8"  



TWB-8* Chart Holder Wire Basket
16" x 10" x 3 1/2"  





TWB-5* Wire Basket 15" x 7" x 7"  





TWB-11* Catheter Wire Basket 22" x 4" x 4"  





Utility Receptacle

TUR-1 1.8 Pt. 4 1/2" W x 5 1/2" D  

TUR-2 1.6 Qt. 5 1/2" W x 6 1/2" D  

TUR-3 3 Qt. 6 3/4" W x 7 1/4" D  



TDO-1
Divider Organizer w/lid 7" x 7" x 3"  

Tilt Bins



Above require
TTR-6 Trellis

Standard
Series #

TTB-6

4 1/2" H x 3 5/8" D x 23 5/8" W

TTB-5

6 1/2" H x 5 1/4" D x 23 5/8" W

TTB-4

8 1/8" H x 6 5/8" D x 23 5/8" W

TTB-3

9 1/2" H x 7 3/4" D x 23 5/8" W

Select
Series #

STB-6

STB-5

STB-4


STB-3




Above require
STR-1 Trellis

 Fits **Select Series** Carts
 Fits **Standard Series** Carts



TDI-2 Disposable Cart Cover
 48"Wx14"Dx41"H
 120 per roll 



TSB-1 Sharps Bracket 
 Adjustable for various size containers.
 Container not included.



TPC-1 Punch Card Rack 




TDI-1
 Disposable Cart Cover
 28"Wx22"Dx56"H
 50 per roll



TCG-1 Caster Guard 




TWS-1 Writing Surface for standard cart 
TWS-1M Writing Surface for mini cart



TLN-1 Custom Labels 



TLH-3 Label Holder 7x2 12 pkg.
TLH-1 Label Holder 3x1 100 pkg.
 Includes card stock 

High Density Shelf Storage for Supplies and Medication

Telescoping cabinets can be used in many locations throughout the hospital. Reconfigurable shelving allows for a myriad of storage options, including catheters, surgical supplies, dietary needs, house keeping and almost anything currently stored on a shelf.



COMPACTED



EXPANDED

Design Features

- Available in 2-stage or 3-stage telescoping units
- 9 standard sizes of each type
- Standard widths 12", 15" and 18"
- Standard depths 24", 30" and 36"
- Standard shelf heights 64" and 76"
- Reconfigurable shelving in either steel or melamine
- Solid steel or laminate end panels available
- Single and double entry shelving can be used
- Optional individual key pad lock or gang lock



FULLY CLOSED

- Most compact high density storage system on the market.
- Multiple carriage and shelf sizes allow the units to fit in almost any space.



PARTIALLY OPEN

- Stored items are accessed by sliding the shelf into the egress aisle.
- Multiple units can be accessed simultaneously.



FULLY OPEN

- Quick and complete access to stored items.
- Soft open and close feature keeps items from moving during operation.

Innovation in Storage! High Density Pharmaceutical Storage

As pharmacies continue to grow in capacity and complexity, their storage needs continue to grow and evolve as well. Innovative storage units transform traditional stationary shelf pharmacies into highly efficient and organize entities by compacting stored items into the smallest possible area.



FOUR DOUBLE ENTRY UNITS IN THE CLOSED POSITION



Benefits include:

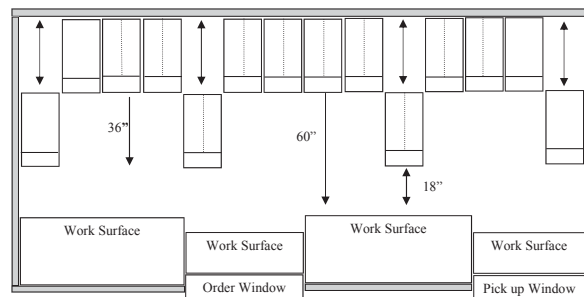
- Patented slides allow for easy in-and-out movement of shelf units
- Condenses stored items into smallest possible area
- Reclaims unused floor space by eliminating empty aisles
- Increases storage capacity
- Improves efficiency



SUPPLY STORAGE WITH CLEAR FRONTS

Please call our customer service for additional information and part numbers

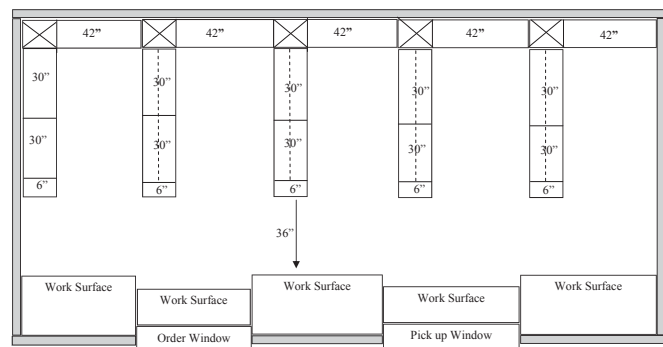
New Style Pharmacy



High Density Pharmacy floor plan utilizing single and double entry shelving with 7 shelves

- 9.75 x 18.5 ft. room dimension = **182 sq. ft.**
- 14 single and double entry sections = **504 lineal ft. of shelving**
- 504 LF/182 sq.ft. = **2.77 LF per sq. ft.**

Traditional Pharmacy



Traditional Pharmacy floor plan utilizing single and double entry shelving with 7 shelves

- 20.75 x 11.75 ft. room dimension = **279 sq. ft.**
- 20 sections of shelving with 7 shelves per shelf section = **481.25 lineal ft. of shelving**
- 481.25 LF/279 sq.ft. = **1.72 LF per sq. ft.**

A Wide Range of Cabinet Configurations

- *Base and wall cabinets*
- *Worktops and backsplashes*
- *Sink cabinets*
- *Tall cabinets*



Sectional Wall Systems

- *Easy mount cabinets*
- *Height adjustable counters*
- *Concealed cord management*
- *Wall heights are available up to 94"*

Options

All nurse stations/reception counter sections have many options including electrical raceways, lighted soffits and adjustable, heavy-duty cantilever supports.



The Best Modular Casework

- *Highest quality*
- *Best designs*
- *Very cost effective*
- *Extremely flexible*

Stainless Steel or Powder Coated Steel

- *Laminate look*
- *Steel strength*
- *Riveted construction increases strength and stability*



Battery Powered/AC Powered Portable Aspirator

- High-vacuum and high-flow AC/DC-powered suction unit
- Compact and lightweight
- Excellent choice for hospital code carts, patient transport and wherever battery powered suction is needed.
- Constant suction providing 550 mmHg and 50 LPM free air flow
- Easy to clean and process for quick turnarounds
- 3 year warranty

Carrying handle for easy portability

800 cc disposable canister and hydrophilic filter included.

Vacuum on/off switch

MCV-PA Portable Suction Unit
8 1/2"H x 10 1/2"D x 8 1/2"W
10.5 lbs.

Diaphragm pump provides a flow of 50 LPM at the vacuum port.

Vacuum knob adjusts the vacuum level.

Metal cannister bracket adjusts to accommodate all sizes of canisters up to 1200 cc.

SPECIFICATIONS:

- Vacuum Range 0-550 mmHg
- Free Air Flow 50 LPM for 60 minutes
- Pump 12VDC oil-less diaphragm type
- Vacuum Regulator Rotary type on panel
- Vacuum Gauge Calibrated to 0-20"/500 mmHg
- AC 110 Volts, 60 Hz
- DC 12 Volts (nominal)
- Battery Type Rechargeable sealed lead-acid
- Capacity 12 Volts, 5 ampere-hour
- Average Run Time 60 minutes when fully charged
- Charger Integral trickle type supplied
- Charge Time 6 hours or less to 85% charging, depending on initial charge of battery
- Charge Method 110 Volt outlet
- Collection Device 800cc Disposable Plastic with mechanical shutoff (adjustable bracket will accept any size canisters)
- Capacity Adjustable up to 1200cc standard
- Tubing 6' disposable sterile plastic
- Suction Tip Disposable Yankauer with control vent
- Certifications ETL



Quality Features... Strength and versatility in every cart.

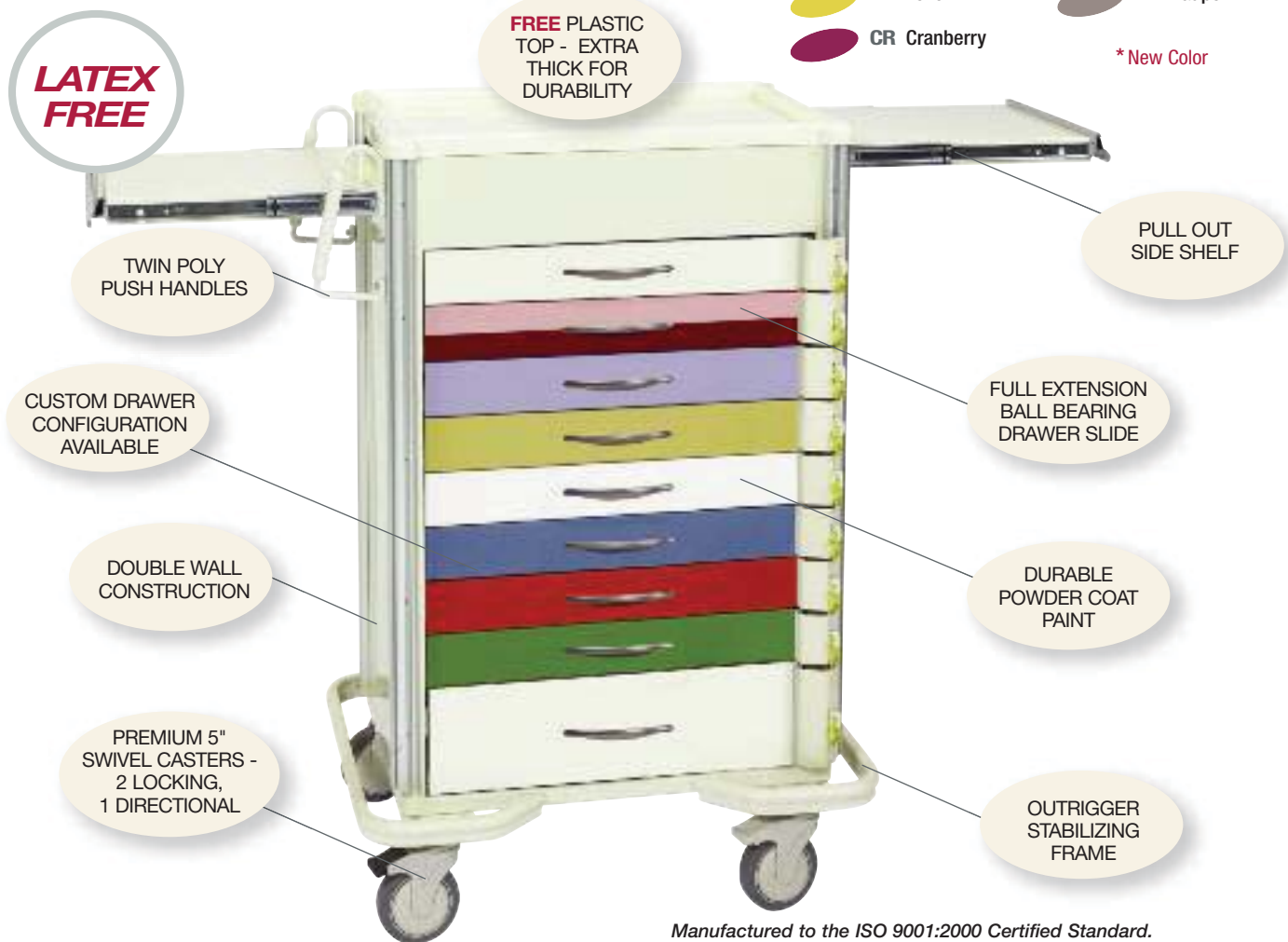
Locking Options

- Key locking
- Mechanical push-button with key override
- Electronic with key override
- Proximity reader
- Breakaway lock bar

17 STANDARD COLORS Solid or Two Tone

 RG Reed Green*	 BG Blue Grey
 AR Autumn Red*	 HG Hunter Green
 MG Moss Grey*	 T Teal
 B Beige	 L Lavender
 SB Slate Blue	 M Mauve
 R Red	 SFG Sea Foam Green
 DB Dark Blue	 CCB Crash Cart Blue
 Y Yellow	 TP Taupe
 CR Cranberry	

* New Color



Manufactured to the ISO 9001:2000 Certified Standard.

TERMS

Terms of Sale

- NET 30 to established accounts
- All prices are in US Dollars.
- Service and Handling charges are not refundable.
- Delinquent accounts will be charged an annual rate of 18%.

Pricing

- Quotes are firm for 30 days from date of issue.
- Prices are subject to change without notice, due to price increases that we receive w/o notice from our vendors.
- Assembly is not included in price.

- Prices are for each, pair, package, etc., as marked.

Returned Goods

- All returned goods require a pre-approved Return Merchandise Authorization Number, to be issued by our Customer Service Department.
- All goods must be returned unused and in resalable condition.
- All goods must be in their original packaging, (with no writing, stickers or markings on the materials or cartons) and, where applicable, with an outer carton used for return shipping, to protect the merchandise.

- All goods must be returned within 30 days of authorization.
- All goods must be returned freight prepaid via traceable means, unless previous authorization is given.
- A 35% inspection, repackaging and re-stocking fee will apply.

All returned goods are inspected before credit is issued. If we reject the goods upon inspection, in whole or in part, you will be notified.

Damaged Goods

- Inspect all packages carefully and note any carton damage (i.e. torn, dented, hole) on delivery receipt or bill of lading prior to

signing your name. If there is excessive damage to cart packaging, OPEN and inspect the cart immediately, prior to accepting the cart. If the cart is damaged, REFUSE the cart and notify our Customer Service Department.

- In the case of Concealed Damage, DO NOT DISCARD PACKAGING or move product from receiving area. Call Customer Service within 72 hours. **Failure to follow procedure releases any liability on damaged goods.**
- You may be asked to take and send pictures of both the damage and packaging, so our company can file a freight claim with the carrier.



For over 30 years we have manufactured a full line of premium quality medical carts, workstations, cabinets and accessories. We also offer specialty products such as blanket warmers, stainless steel closed case carts and custom casework.

● ● ● ● ●

SOUTHWEST SOLUTIONS GROUP
business organization systems

www.southwestsolutions.com

Toll Free 1-800-803-1083