

DAY USE LOCKERS

UNLOCK THE POTENTIAL.



UNLOCK THE POTENTIAL.

EVEN DURING TIMES OF RAPID AND UNPREDICTABLE CHANGE, SOME THINGS STAY THE SAME – LIKE THE DESIRE TO CREATE SPACES THAT FOSTER FOCUS AND ACHIEVEMENT, AND THAT ENCOURAGE EVERYONE WHO USES THEM TO ACHIEVE THEIR FULL POTENTIAL.

For nearly 50 years, Spacesaver has been designing and manufacturing high-quality steel storage solutions that withstand decades of daily use. Now we're adding style and beauty to the mix.

By wrapping our durable steel locker frame with full overlay doors, we're bringing a unique blend of quality and aesthetics to offices, libraries, spas, and other interior environments. The lockers optimize form and function, providing secure storage for personal items inside a customizable and reconfigurable design. Modular sizes and a variety of finishes and locking options ensure a perfect fit for any space.

The end result? Beautiful, functional spaces that reinforce your brand and reflect your commitment to quality. Spacesaver's Day Use Lockers help create inspiring spaces that encourage employees, members, and patrons to truly unlock their potential.



SOUTHWESTSOLUTIONSGROUP

We Make Space & People Work Better Together

www.SouthwestSolutions.com | 800-803-1083

19-237



19-241



19-238



19-242



19-246



19-239



19-243




19-247



19-240



19-244



SOUTHWEST SOLUTIONS GROUP

We Make Space & People Work Better Together

www.SouthwestSolutions.com | 800-803-1083

SPACESAVER DAY USE LOCKERS

**SPACESAVER DAY USE LOCKERS
COMBINE THE DURABILITY
OF WELDED STEEL FRAMES
WITH THE AESTHETICS OF FULL
OVERLAY DOORS.**

UNLOCK QUALITY

- Heavy-duty steel frame
- Engineered and tested to ensure reliability
- Made in the USA
- Five-year warranty*

UNLOCK YOUR STYLE

- Custom sizes, colors, and configurations
- Full overlay steel, laminate, and wood** door options
- Euro-style concealed high-quality hinges
- Sleek, seamless construction

UNLOCK CONVENIENCE

- Easy to use, clean, and maintain
- Lock and technology options for any need
- Modular, reconfigurable, and expandable
- Integrates with complete storage solutions



* Five-year warranty on lockers; locks are warranted by their respective manufacturers

** Wood doors and / or surrounds are custom orders

SLEEK-STURDY-SUSTAINABLE STEEL ENDURES.

**WELDED STEEL FRAMES OFFER ENDURING
QUALITY AND STYLE, AND ITS LONG LIFE CYCLE
MAKES IT ONE OF THE MOST SUSTAINABLE
MATERIALS AVAILABLE.**



DURABILITY

Lockers with welded steel frames are structurally sound enough to be moved and reconfigured as needs change over time. Laminate frames aren't as strong, so they generally cannot be moved or reconfigured. They can also absorb moisture, which further weakens the frame and can cause swelling and delamination.

AESTHETICS

Spacesaver provides the option of utilizing steel or laminate overlay doors giving endless aesthetic options with different levels of durability.

SUSTAINABILITY

Because of its long life cycle, steel is one of the most sustainable materials available today. Steel is 100% recyclable and Spacesaver manufactures its products out of steel that contains about 89% recycled material. That's why steel lockers are favored by organizations that account for social and environmental costs as well as profits.

SLEEK PERSONAL STORAGE.

ACHIEVE CLIENTS' DESIGN GOALS & EXCEED EXPECTATIONS FOR STURDINESS AND LONGEVITY.

OFFICES AND WORKPLACES

REINFORCE YOUR BRAND AND YOUR COMMITMENT TO EMPLOYEES' WELL-BEING.

SUSTAINABLE. CUSTOMIZABLE.

When planning a major renovation, this global brand wanted its commitment to sustainability to extend throughout its headquarters, including furniture and fixtures. The design team chose Spacesaver's steel Day Use Lockers to help create a modular work environment that could change right along with design trends. The lockers' bold graphics can be removed and updated over the years to create a fresh look without purchasing new lockers. Combination locks are a simple solution to personal security when concerns about battery replacement or lost keys arise, and locker alcoves near entry points allow for convenient access.



- 5-tier 68" Tall Day Use Lockers
- Steel Doors in Cottonwood
- Combination Locks
- 4" Recessed Base
- Custom Graphics

FITNESS CENTERS **AND SPAS**

**KEEP THE FOCUS ON WELLNESS AT FITNESS CENTERS,
SPAS, SPORTS CLUBS, AND RESORTS.**

PEACE OF MIND.

This spa's management team worked with Spacesaver to design RFID-operated lockers that look beautiful, add capacity, and secure members' belongings without the need for keys. The new changing rooms integrate seamlessly with the rest of the spa's clean, natural aesthetic and contribute to a sense of trouble-free serenity. Because the spa was able to add 80 additional lockers while also eliminating the costs of replacing locks and lost keys, the lockers paid for themselves in less than a year.



- 2-tier 72" tall Day Use Lockers
- High-Pressure Laminate Doors
- Custom Benches
- RFID Locks

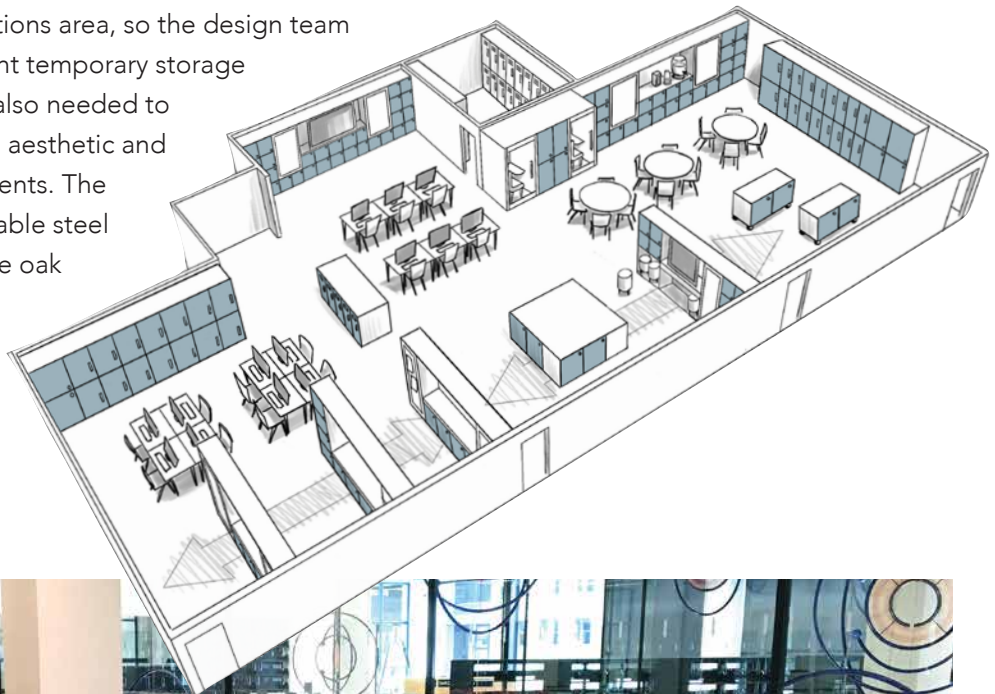
LIBRARIES AND CAMPUSES

ENCOURAGE BROWSING, PROTECT COLLECTIONS, AND HELP PATRONS CONCENTRATE ON COLLABORATION OR QUIET STUDY.

STORAGE DOUBLES AS WORKSPACE.

Backpacks and other personal belongings aren't allowed in this large public library's special collections area, so the design team needed to provide convenient temporary storage for these items. The lockers also needed to reflect the building's modern aesthetic and tie in with other design elements. The design team opted for a durable steel locker frame encased in white oak veneer in a counter-height "island" configuration.

Now patrons have a convenient place to work or organize their belongings before storing them away.



- 2-tier 36" Tall Day Use Locker
- Steel Frame
- Black Door Surround in White Oak Veneer
- Digilock Keypad
- 4" Recessed Base

UNLOCK THE OPTIONS.

MODULAR CONFIGURATIONS.

Day Use Lockers combine the strength of welded steel with the aesthetics of full overlay doors. They're available in a variety of materials, sizes, and configurations to suit any space. Locker arrangements can be reconfigured and new lockers can be added to existing configurations as needs change over time.



ISLAND

Lockers provide seating or a work surface.

PARTITION

Divide a room with lockers embedded in free-standing walls.



BUILT-IN

Turn unused wall space into productive storage.



CUSTOMIZED FOR YOUR SPACE.

Engineered with the end user in mind, our lockers come standard with the features you need to increase productivity and security in your spaces. Some of our most popular options include:



1. STEEL DOOR

Full overlay steel door with double-wall construction ensures security and durability. Powder-coat finishes available in a broad range of colors.



2. LAMINATE DOOR

Full overlay door available in high pressure laminate finishes. Available in any Wilsonart HPL offering with matching 3mm PVC edge banding options.



3. OPTIONAL INTERIOR COAT HOOK

Integrated hook option available to hang personal belongings inside the locker.

4. OPTIONAL NUMBER TAGS

Adhesive plastic tags are a great option to identify individual lockers.



5. OPTIONAL SLOPED TOP

Prevent dust accumulation and clutter from storing items on top of lockers.

6. HIGH-QUALITY HINGES

Hidden stainless steel slam-proof hinges with adjustable closing rates are thoroughly tested to ensure durability.



7. OPTIONAL REAR VENT

Ventilation incorporated in the back of each locker to allow airflow.



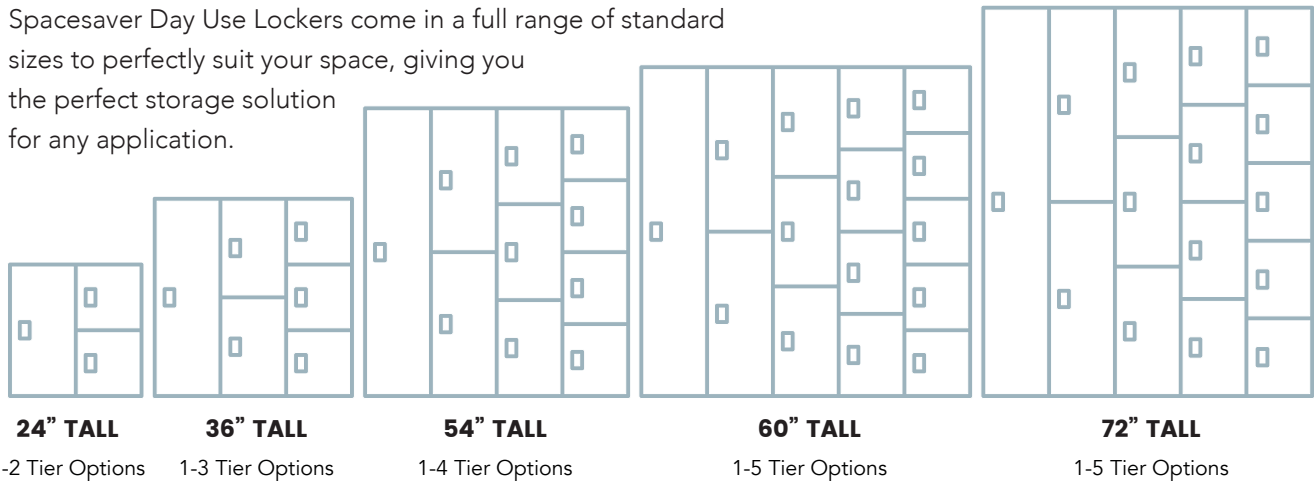
8. LEVELING BASE

4" high recessed or flush base with levelers for simple leveling adjustment to any floor.

Interior shelf options available (for openings greater than 28" H) upon request.

STANDARD LOCKER CONFIGURATIONS

Spacesaver Day Use Lockers come in a full range of standard sizes to perfectly suit your space, giving you the perfect storage solution for any application.



LOCKER HEIGHT	OPENING HEIGHT	OPENING WIDTH	OPENING DEPTH
24"	12", 24"	12", 15", 18"	12", 15", 18", 24"
36"	12", 18", 36"	12", 15", 18"	12", 15", 18", 24"
54"	13.5", 18", 27", 54"	12", 15", 18"	12", 15", 18", 24"
60"	12", 15", 20", 30", 60"	12", 15", 18"	12", 15", 18", 24"
72"	14.4", 18", 24", 36", 72"	12", 15", 18"	12", 15", 18", 24"

Day Use Lockers adapt to your needs from the start. Our lockers are available in a full range of dimensions with standard heights at 24, 36, 54, 60, and 72 inches, depths at 12, 15, 18, and 24 inches, and widths at 12, 15, and 18 inches.

*Additional sizes available in 1" increments upon request

LOCKS



RFID

Swipe badge, ID, or wristband to open locker.



KEYPAD

Lock operates using an alphanumeric keypad or key slot via ADA compliant user key.



MECHANICAL

Lock operates using a combination locking system, with a code chosen by each user, resetting after use.



KEYED

Lock operates through individual key use, with available master key for entire locker bank.



HASP

Allows use of any lock to secure locker contents while in use, or remain accessible when vacated.

STORAGE THAT ENHANCES YOUR BRAND

Day Use Lockers provide a secure way to store personal items wrapped in a sleek design that is customized to enhance the aesthetics and experience of your brand.

