



[www.southwestsolutions.com](http://www.southwestsolutions.com)


**Toll Free 1-800-803-1083**

Innovative solutions for striking interiors.

- Enhances function, privacy, productivity
- Limitless design possibilities
- Environmentally friendly



Furnishing Knowledge®



## *Inspired by* **GENIUS**

Genius is described as the innate ability to achieve perfection, seemingly without effort.

That is the inspiration behind Genius® architectural walls from KI. Designed by Eberhard von Huene, Genius walls strike the perfect balance between design and function. The result is environments that are visually inspiring and seamlessly functional.

Genius walls achieve this by uniting aesthetic flexibility with practical utility. Endlessly customizable, they offer the freedom to pursue any design imaginable, from innovative and edgy to refined and elegant. By perfectly integrating furniture and fixtures, Genius walls yield spaces that are as useful as they are beautiful.

While Genius walls exist to enhance indoor environments, they are made using sustainable materials and processes. So, they equally benefit the outdoor environment.

With Genius architectural walls, the possibilities are limited only by the imagination.



Eberhard von Huene



### *Designed for* **FUNCTION**

The basic task of a wall is to segment space and provide privacy. Genius walls do that and more, creating highly functional spaces that promote efficiency and productivity.

Genius walls easily accommodate those needs through customizable designs and configurations. Compatible with all KI systems furniture lines, Genius walls integrate with worksurfaces, storage and accessories to create streamlined workstations.


Genius walls also deliver power and data where they are needed, meeting the technology needs of today and tomorrow.







- A recessed base and semi-concealed sliding door track allow the door to create a conspicuous yet subtle architectural connection between the flanking walls.



- Rich, warm quarter-cut anigre figured veneer creates a visually stunning storefront.



### *Endless* **DESIGN** Possibilities

With an unlimited offering of options, materials, textures, colors and configurations, Genius walls offer the design flexibility to create unmatched visual impact.

From offices to conference rooms to storefronts, Genius walls have the product depth to achieve any look in any environment. Frames can be specified in materials ranging from anodized aluminum to solid wood. Choose from glass or veneer, sliding or swinging doors with hidden or exposed hardware.

The range of options eliminates boundaries on what designs are possible.





SOUTHWEST**SOLUTIONS**GROUP

*business organization systems*





- Plate glass doors are bracketed by accented veneer columns, creating a geometric environment marked by right angles and straight lines.



- Trimmed with anodized aluminum, glass panels and doors mirror the horizontal detailing of the adjacent veneer panels, creating a chic, contemporary space.

● ● ● ● ●  
SOUTHWEST**SOLUTIONS**GROUP  
*business organization systems*



### ***Environmental* STEWARDSHIP**

Genius walls transform indoor spaces while preserving the outdoor environment.

Constructed using ecologically sound materials and processes, Genius walls are designed for sustainability. Their construction earned the recognition of the U.S. Green Building Council's Green Building Design, and Leadership in Energy and the Environment Design (LEED™) program. They are also GreenGuard® tested and approved.

Genius walls complement any color palette, but they are all green.







- Reconstituted oak panels complement the earth tones of surrounding brick, wood and stone to create a space with a serene, organic feel.



**SOUTHWEST SOLUTIONS GROUP**  
*business organization systems*



Genius architectural walls offer the high performance and value demanded by today's offices and professional environments. With a full offering of features and options, they can reduce noise, deliver power and data and seamlessly integrate with furniture and structures. Designed for durability, Genius walls provide years of use, even through multiple reconfigurations.

The result is an offering of walls that create spaces that are not only productive and functional, but also beautiful and inspirational.

#### Designed for function


- Designed to reduce noise (44 to 48 STC on solid panels) which improves focus and productivity
- Change the room's look or access power/data wires with removable panel faces
- Slotted uprights easily integrate with furniture and casegoods
- Approved for seismic areas

#### Endless design possibilities

- Rich, vast array of material selections to drive virtually any aesthetic
- Minimal gaps or seams provide complementary architectural details
- Timeless, simple visual language will endure for years while outlasting trends
- Flexible engineering/manufacturing promotes customer-specific design and brand



#### Environmental stewardship

- GreenGuard certified 
- Consists of up to 70 percent recycled aluminum pre-manufacturing, 94 to 98 percent recyclable post-consumer and 99 percent reusable
- Made with pride in KI's environmentally friendly Manitowoc, Wis. facility
- Pre-engineered solution creates significantly less construction waste compared to permanent construction
- Endless glass options promote natural day lighting

#### Incredible value

- Non-obsolescence guarantee
- 10-year warranty on most items
- Durable 22-gauge steel shell construction
- Unitized and non-progressive construction speeds installation and reconfigurations
- Non-damaging connections to carpeting, ceiling and perimeter walls
- If treated as personal property, the return on investment payback is typically less than two years with 25 percent or more move rates and tax depreciation advantages

## Specifications



Cover:

*Panels:* Monticello Maple Veneer (FS1197). *Glass:* 1/4" Satin Etch 1-sided (GLD). *Trim:* Monticello Maple Veneer (FS1197). *Connectors:* Flush Veneer, Monticello Maple (FS1197). *Door Finish:* Monticello Maple Veneer (FS1197) with Kensington Maple Insert (FS1196). *Glass:* 1/4" Clear Tempered (GLA). *Door Hardware:* Schlage Sparta ND53PD (left), Forms & Surfaces Compass Flat End Pull with Clamshell Standoffs (right).



Page 2 (Top Right):

*Glass:* 1/4" Clear Tempered (GLA), 1/4" LSON-291 Bendheim glass. *Trim:* Flat Cut Cherry Veneer (FS-1601). *Connectors:* Flush Flat Cut Cherry Veneer (FS-1601). *Door Finish:* Flat Cut Cherry Veneer (FS-1601). *Door Hardware:* Schlage D Series with 626 finish.



Page 2 (Middle Left):

*Trim:* Anodized Aluminum. *Shells:* Wolf Gordon (G4637205) Shannon 2 Vinyl, Bangor Cork (BC-16), Porcelain Markerboard, Tool Rails (1.75"). *Connectors:* Recessed Anodized RAO.



Page 2 (Bottom Right):

*Glass:* 1/4" Etched Glass. *Trim:* Flat Cut Cherry Veneer (FS-1198). *Connectors:* Flat Cut Cherry Veneer (FS-1198). *Door Finish:* Flat Cut Cherry Veneer (FS-1198) with 1/4" etched glass insert. *Door Hardware:* Forms & Surfaces (DT1214-12) with US32D finish.



Page 5:

*Glass:* 1/4" Clear Tempered (GLA). *Trim:* Birch Bark (P438). *Connectors:* Flush Birch Bark (P438). *Door Finish:* Aluminum painted Birch Bark (P438). *Door Hardware:* Schlage Saturn (AL50PD) with 626 finish.



Page 6:

*Glass:* 1/4" Clear Tempered with 3M SM2MA MLL Milano Film. *Trim:* Anodized Aluminum. *Connectors:* Architectural Seamless Anodized Aluminum. *Door Finish:* Flat cut White Oak with clear factory finish. *Door Hardware:* Forms & Surfaces (DT1214-18-32D) with 630 finish.



Page 7:

*Glass:* 1/4" Clear Tempered (GLA). *Trim:* Quarter Cut Anigre Figured Veneer with Clear Finish. *Connectors:* Flush to match trim. *Door Finish:* Quarter Cut Anigre Figured Veneer with Clear Finish. *Door Hardware:* Forms & Surfaces (DT1011-12 US32D).

*Glass:* 1/4" Clear Tempered (GLA/Inside), 1/4" Full Frit (Outside). *Trim:* Anodized Aluminum, Laser-cut Blackened Steel I-Beams. *Connectors:* Flush Anodized Aluminum. *Door Finish:* Duratek painted to match Seat Mist



Page 9:

*Panels:* Flat Cut Birch Veneer (FS-1656). *Glass:* 1/4" Clear Tempered (GLA) with 3M dusted crystal film, 1/2" Clear Tempered with 3M dusted crystal film. *Trim:* Flat Cut Birch Veneer (FS-1656), Starlight Silver (P121). *Connectors:* Flush Flat Cut Birch Veneer (FS-1656), Flush Starlight Silver (P121). *Door Hardware:* FSB (6642, 72 OAL), Brushed Stainless Steel floor mount doorstop.



Page 10:

*Glass:* 1/4" Clear Tempered (GLA) with 3M dusted crystal film, 1/2" Clear Tempered with 3M dusted crystal film. *Trim:* Flat Cut Birch Veneer (FS-1656), Starlight Silver (P121). *Connectors:* Flush Flat Cut Birch Veneer (FS-1656), Flush Starlight Silver (P121). *Door Hardware:* FSB (6642, 72 OAL), Brushed Stainless Steel floor mount doorstop.



Page 11:

*Panels:* Flat Cut Birch Veneer, Quarter Sliced European Beech Veneer (FS-1285). *Glass:* 1/4" Clear Tempered (GLA), 1/4" Satin Etch. *Trim:* Anodized Aluminum. *Connectors:* Flush Anodized Aluminum. *Door Finish:* Duratek painted Starlight Silver (FS-816). *Door Hardware:* Forms & Surfaces (DT61112 630).



Page 13:

*Glass:* 1/4" Clear Tempered (GLA), 1/4" 3-Form. *Trim:* Starlight Silver Metallic (P121). *Connectors:* Recessed Anodized RAO. *Door Finish:* Flat Cut Reconstituted Oak to match FS-1391. *Door Hardware:* Schlage (L9010 06A) with 626 finish.



Page 14:

*Glass:* 3/8" Clear Laminate, 3/8" White Laminate. *Trim:* Iron Glimmer Metallic (P542). *Connectors:* Flush Iron Glimmer Metallic (P542). *Door Finish:* Rift Cut White Oak Veneer (FS-1643-1). *Door Hardware:* Forms & Surfaces DT1014-8 with 630 finish, exposed track hardware.



Page 15:

Printed using only vegetable-based inks, including metallics. Please recycle.



KI and Furnishing Knowledge are registered trademarks of Krueger International, Inc.

© 2009 KI All Rights Reserved. Litho in USA. Code: KI-00473R2/HC/IP/409