



● ● ● ● ●
SOUTHWEST**SOLUTIONS**GROUP
business efficiency systems

TZ Day Lockers

May 2015

www.southwestsolutions.com

Toll Free: 1-800-803-1083

The TZ SMARt Day Locker Management System is a state-of-the-art, end-to-end customisable solution that enables the complete management and control of secure locker enclosures in accordance with defined workflow and operational practices.

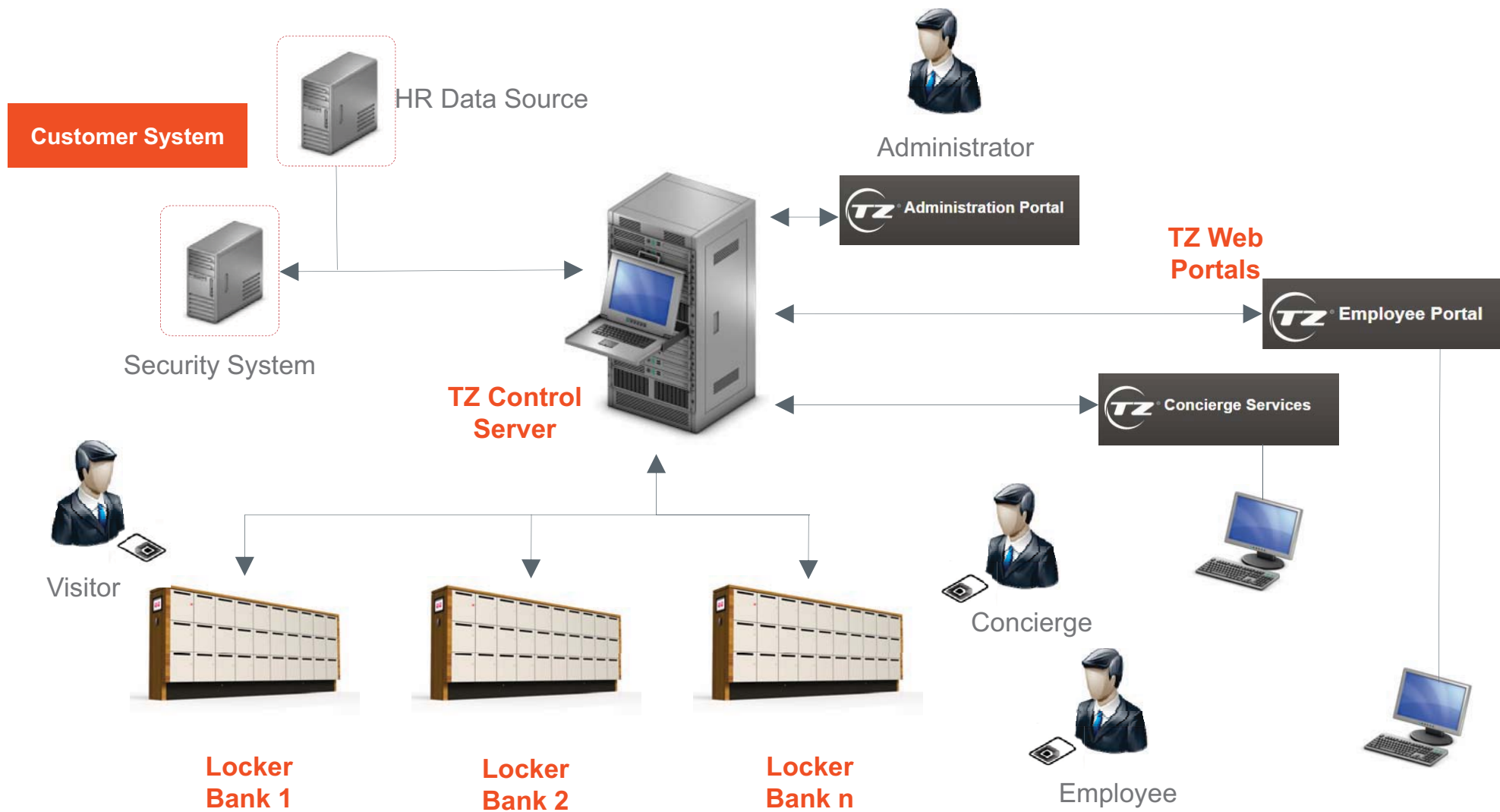
The System comprises a network of TZ SMARt Locking Devices that provide security and management of locker units at a locker bank, within a fully integrated locker infrastructure.

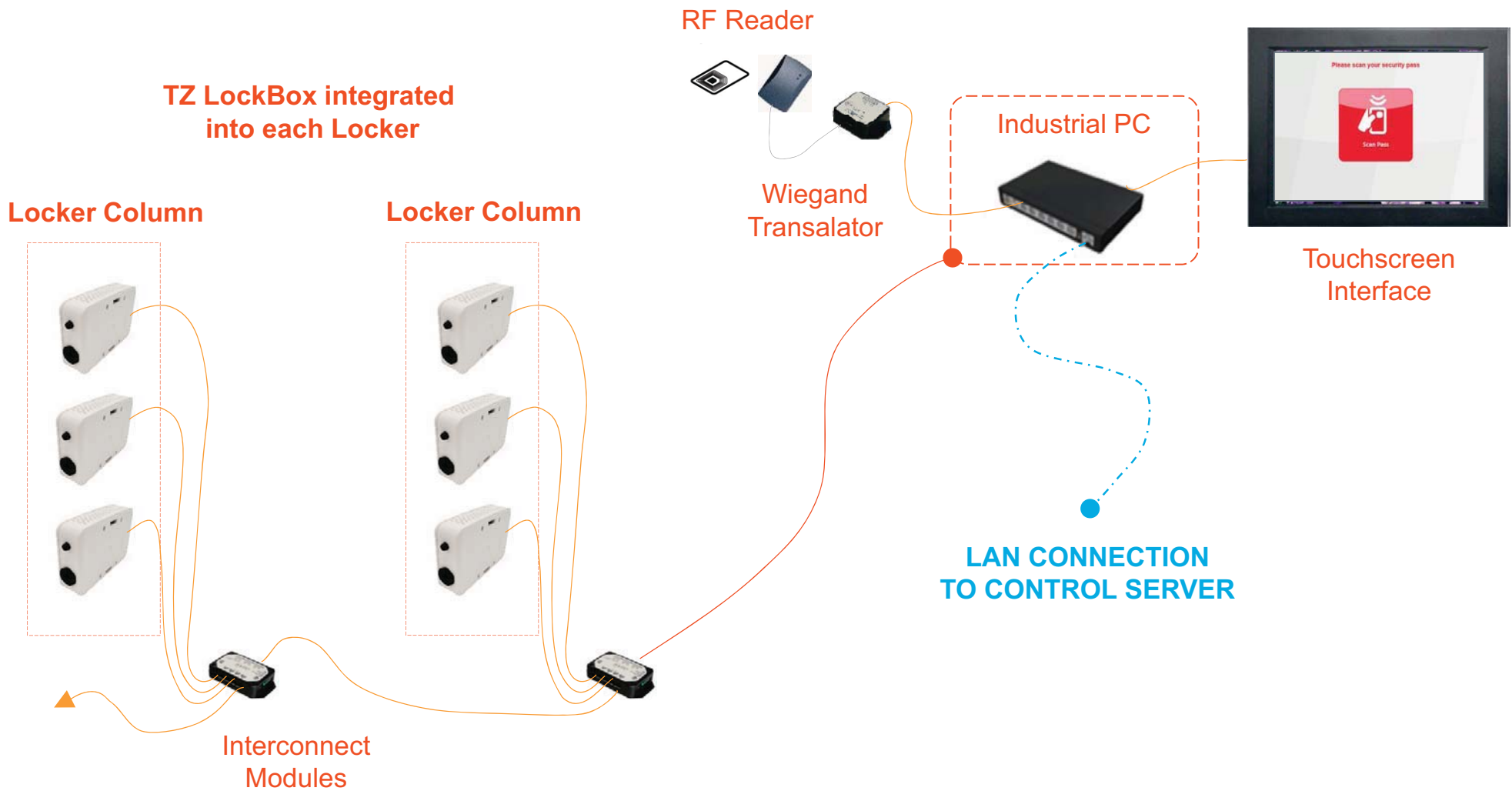
At the local locker bank level, locker units are accessed via secure RFID swipe card authentication or if preferred, a touchscreen interface can be deployed to provide a broader range of locker preference options to the User.

The TZ SMARt Locking Device network is managed by centralized server software which communicates, controls, manages and reports on each discrete locker bank, managing all devices residing at that locker bank such as TZ SMARt Locking Devices, sensors, gateways and other third party components like card readers.

The platform stores all captured data, events and logs in a securely accessible central SQL Server database and leverages smart client technology for its cross-browser user interface.

The TZ Control Server can be seamlessly integrated with existing enterprise applications like Building Management, Security and HR Systems.







Lock Box Assembly
fixed to inside of Locker



Millwork routed for cable
management


Channel size must allow
replacement of ethernet
cable and RJ45 connector
assembly after Locker Bank
installation.

TZ Controller Units and
Interconnect Modules to
be housed in Plinth

System Features:

- Digital Locking Device with integrated sensing and switching
- Range of options to accommodate Locker design ... keyed release, status indication
- Compatible with industry standard card readers
- Built on Cat 5 structured cabling platform – simple plug and play networking
- Interconnect modules allows easy power injection and reduces cabling requirements
- PC control and local database option at Locker Banks to enable workflow flexibility
- Each bank PC controller can manage up to 250 Locking Devices
- Control Server can manage >10,000 Locking Devices





Sample Interface Workflow:



The Home Screen prompts the User to swipe their security pass



The Reservation Mode Screen indicates which mode of reservation is permitted for the security pass scanned



The Locker Selection Screen prompts the User to select their preferred locker to use



The Locker Confirmation Screen prompts the User to confirm the selected locker is the one they want to use



The Thank You Screen indicates the locker is open and prompts the User to use their locker

Employee Portal Welcome, Connie | Log Off

Home Change PIN

Your reservations

Permanent Reservations

User	Card No	Staff Number	Locker Bank	Locker Number	Expiry
Bob Dobson	34148	U30003	Level 12 Wealth Svc	063	

CHANGE

Expiring Reservations

User	Card No	Staff Number	Locker Bank	Locker Number	Expiry
Bob Dobson	34148	U30003	Level 11 HR	001	24/03/2015 7:00:00 PM

The **Employee Portal** provides employees with self-service capability to perform and manage their own reservations.

It provides convenience to be able to self service away from the Locker Bank touch screen.

The main features of the **Employee Portal** are ...

1. Add a reservation
2. View existing reservations
3. Move existing reservation to another Locker Bank
4. Change PIN

Employee Portal

Home Change PIN

Change PIN

Current PIN :

New PIN :

Confirm New PIN :

Submit

Concierge Services Welcome, Conrad | Log Off

Home Add Reservation Edit Reservation Reports

Card No: User:

User	Card No	Salary ID	Neighbourhood
Adnan Khan	045569	L052748	name_c
Alun Griffiths	013254	M025554	name_c
Asish Tyagi	049097	L057452	name_c
Brett Panozzo	040286	M036153	name_c
Chad Tucker	027250	M015433	name_c
Chris Prokop	044509	L057511	name_c
Dave Ritson	032801	M037467	name_c
Guest 121212	121212	Guest-121212	name_c

The **Concierge Portal** provides concierge users the ability to manage and perform Locker reservations on behalf of users and visitors from their front desk.

The main features of the **Concierge Portal** is to manage reservations on behalf of employees or visitors ...

1. Look-up staff users
2. Add a reservation
3. View existing reservations
4. Move existing reservation to another Locker Bank
5. Extend guest/temporary reservations
6. Change PIN

Concierge Services Welcome, Conrad | Log Off

Home Add Reservation Edit Reservation Reports

Please select a vacant locker.

Locker Bank biggieXL

☒ Available ☐ Not Available

001	004	007	010	013	016	019	022	025	028	031	034	037	040	043
002		008	011		020		026	029	032	035	038	041	044	
003		009	012		018		024	027	030	033	036	039	042	045

Concierge Services Welcome, Conrad | Log Off

Home Add Reservation Edit Reservation Reports

Neighbourhoods:

Locker Bank	Permanent	% Threshold	Guest	Expired	% Threshold	Status
biggieXL	0	0	1	5	15	Online
kbiggie	0	0	0	3	7	Online
LA11_001-006	1	33	0	3	100	Online

[View](#)

Locker Bank kbiggie

☐ Permanent ☒ Guest ☐ Expired ☐ Available

001	004	007	010	013	016	019	022	025	028	031	034	037	040	043
002	005	008	011	014	017	020	023	026	029	032	035	038	041	044
003	006	009	012	015	018	021	024	027	030	033	036	039	042	045

[001 - 045](#)

The **Concierge Portal** also contains a virtual display of Locker status so a concierge can see Locker availability and access a number of operational reports.

The **Concierge Portal** allows access to Lockers on behalf of employees or visitors to manage utilisation or look-up staff users:

1. Select and view Locker status for a selected Locker Banks in a graphical layout
2. Remote open a Locker
3. Report on Available, Expired, Inactive Lockers
4. Report on user or concierge activities

Concierge Services Welcome, Conrad | Log Off

Home Add Reservation Edit Reservation Reports

Inactive Lockers

Report Format: [Generate](#)

Inactivity Period:

Locker Bank	Locker Number	User	Card No
kbiggie	020	Guest 147852	147852
kbiggie	040	John2 Cena2	057343
kbiggie	041	Daniel Bryan	055096
LA11_001-006	001	George Filippoff	057340
LA11_001-006	004	Guest 011111	011111

Administration Portal Welcome, SA-Admin | Log Off

Upload Users Neighbourhoods Kiosks Users Concierges Admins

Add / Edit User

Salary ID:
Please be careful, we have no way to check whether this is correct or not

Card No:

First Name:

Last Name:

Neighbourhood:

Is Deleted? ☐

[Save](#)

The **Administration Portal** provides administrator users with the ability to import users, edit their details and manage concierges and administrators.

The main features of the **Administration Portal** are ...

1. Import users and optionally pre-allocate Lockers to users
2. Edit users and users security card
3. Set up Concierge Users
4. Set up Administrator Users
5. Edit Locker Bank details

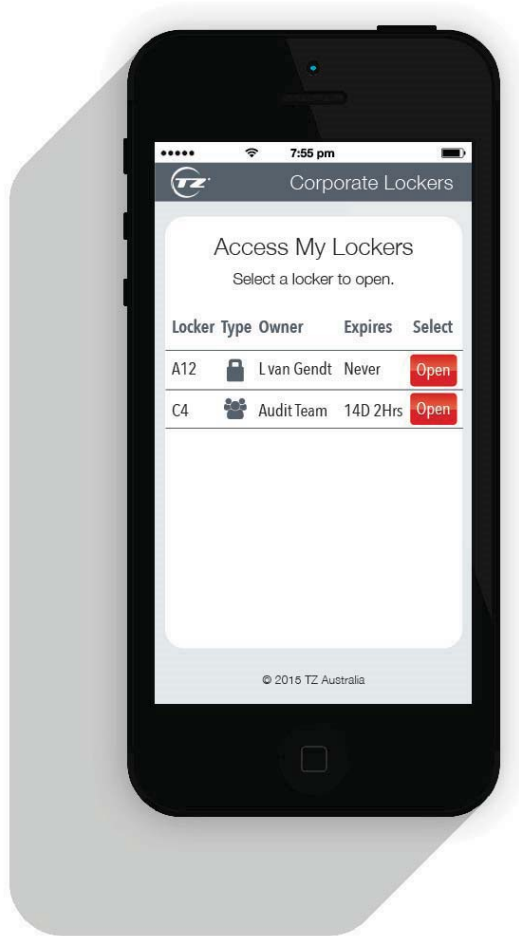
Administration Portal Welcome, SA-Admin | Log Off

Upload Users Neighbourhoods Kiosks Users **Concierges** Admins

Concierges

[Add](#)

Concierge Card No	FirstName	LastName	
456789	test	test	Edit
123456	newbie	con	Edit
123457	Vince	McMahon	Edit
000097	Gennie2	Concierge2	Edit
111111	Leon	Concierge	Edit
123456	Connie	Concierge	Edit



The **TZ Smartphone App** provides permanent employee users with the ultimate flexibility to access their Lockers in the event that they do not have their security card with them.

The main features of the **Smartphone App** are

1. Securely log in/log out
2. View a list of Lockers I can access
3. Open a selected Locker