

PEDESTAL AND BENCH TOP INSTALLATION INSTRUCTIONS

General Instructions

1. Check material received against the packing list. First, check the number of packages received and then check the contents of each package.
2. Check the material received for damage. If damage has occurred, secure a “damage notation” from the carrier
3. Identify each part as it is unpacked and put like parts together as close as possible to the working area where they are to be assembled.
4. Be careful to use the correct hardware as specified in the assembly instructions.

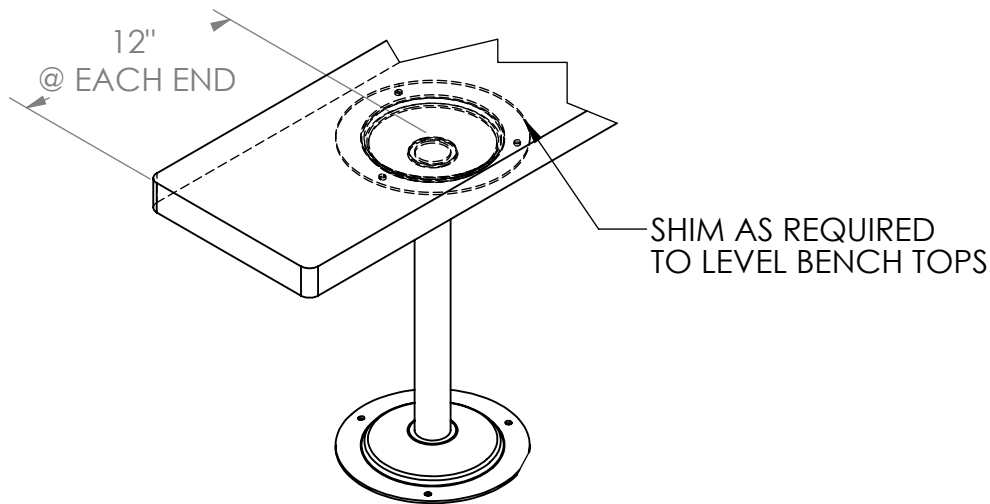
CAUTION

In the interest of safety, all lockers must be securely anchored to the floor and/or wall. For safety, handle all components carefully and wear work gloves when assembling lockers. Install all units plumb and tighten all hardware securely. Retain instruction for future reference.



GENERAL ASSEMBLY FOR PEDESTALS

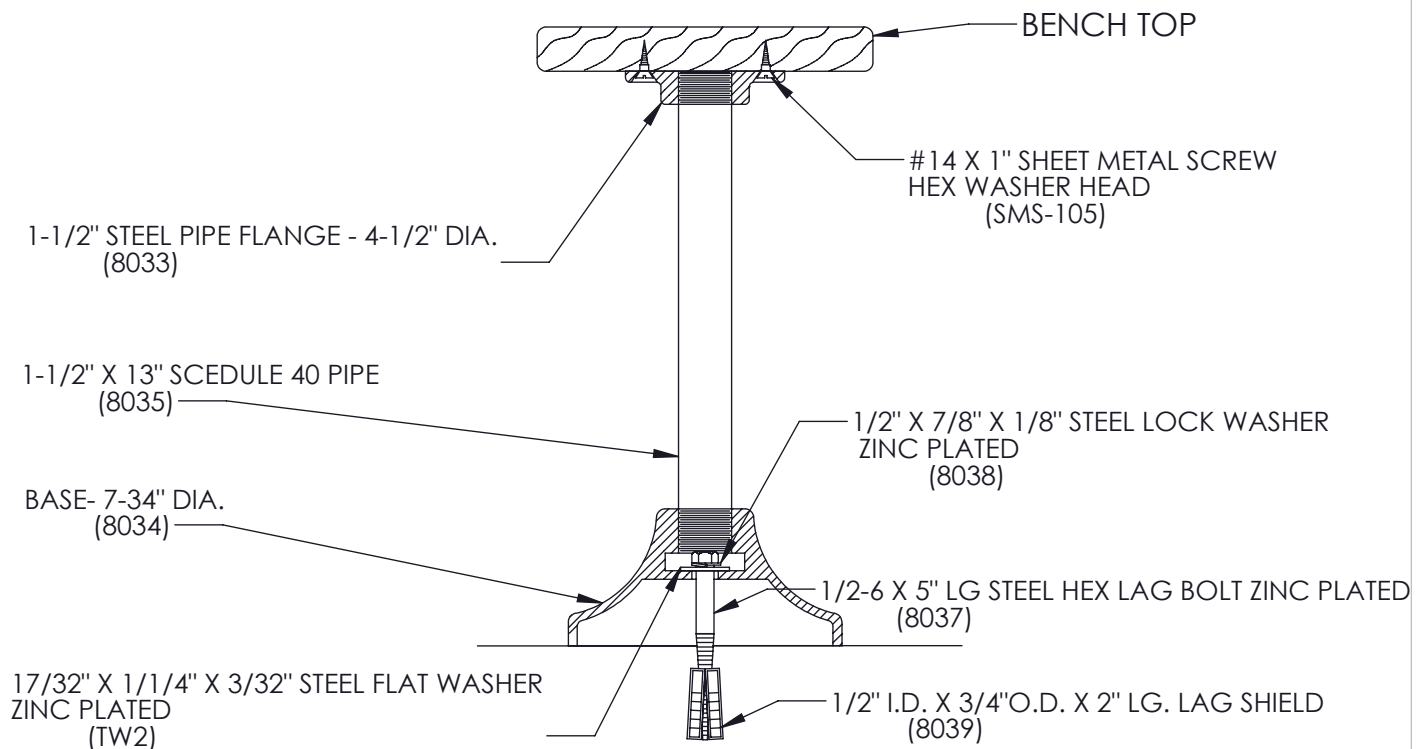
USING THE PEDESTAL AS A TEMPLATE, LOCATE CENTERS. DRILL 3/16" HOLES AND ATTACH WITH THE SCREWS PROVIDED. FLOOR ANCHORS ARE PROVIDED BY THE INSTALLER. RECOMMENDED HILTI ALUMINUM HIT ANCHORS CAT. NO. 5400192 OR 1/4" X 2" TAP-COM.



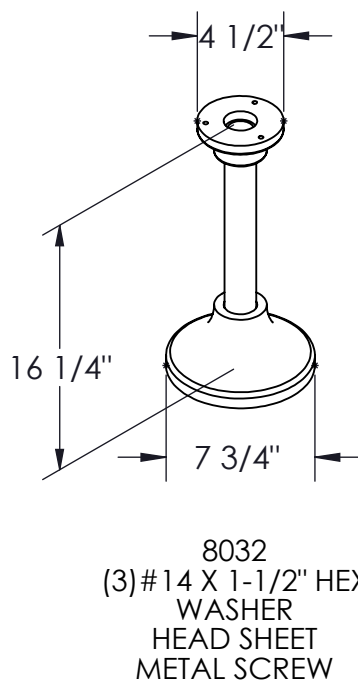
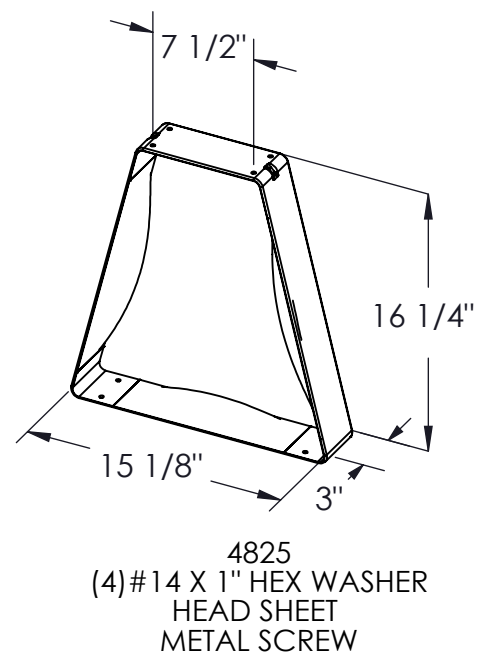
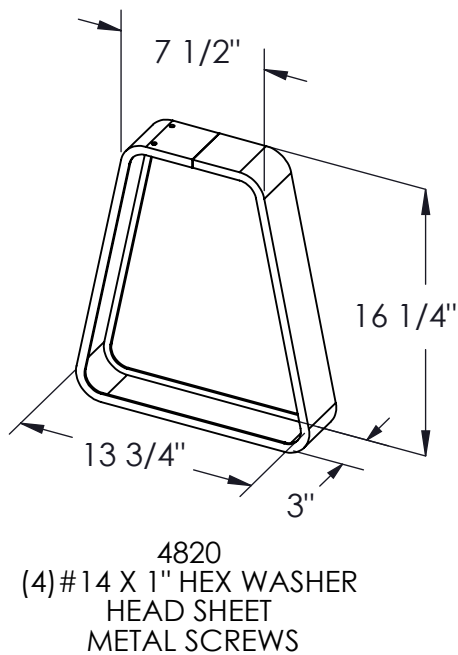
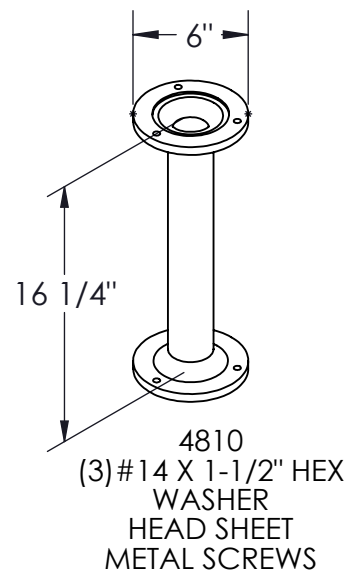
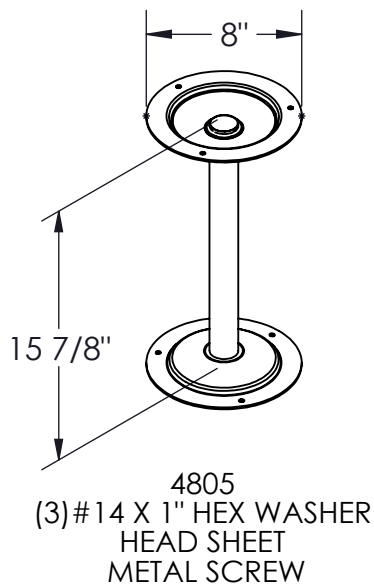
PEDESTAL ARRANGEMENT

ALL PEDESTALS TO BE LOCATED 12" FROM EACH END WITH A MAXIMUM OF 6'0" SPACING. ON BENCH LENGTHS GREATER THAN 8'0", (3) PEDESTALS ARE REQUIRED.

8032 PEDESTAL ANCHORING

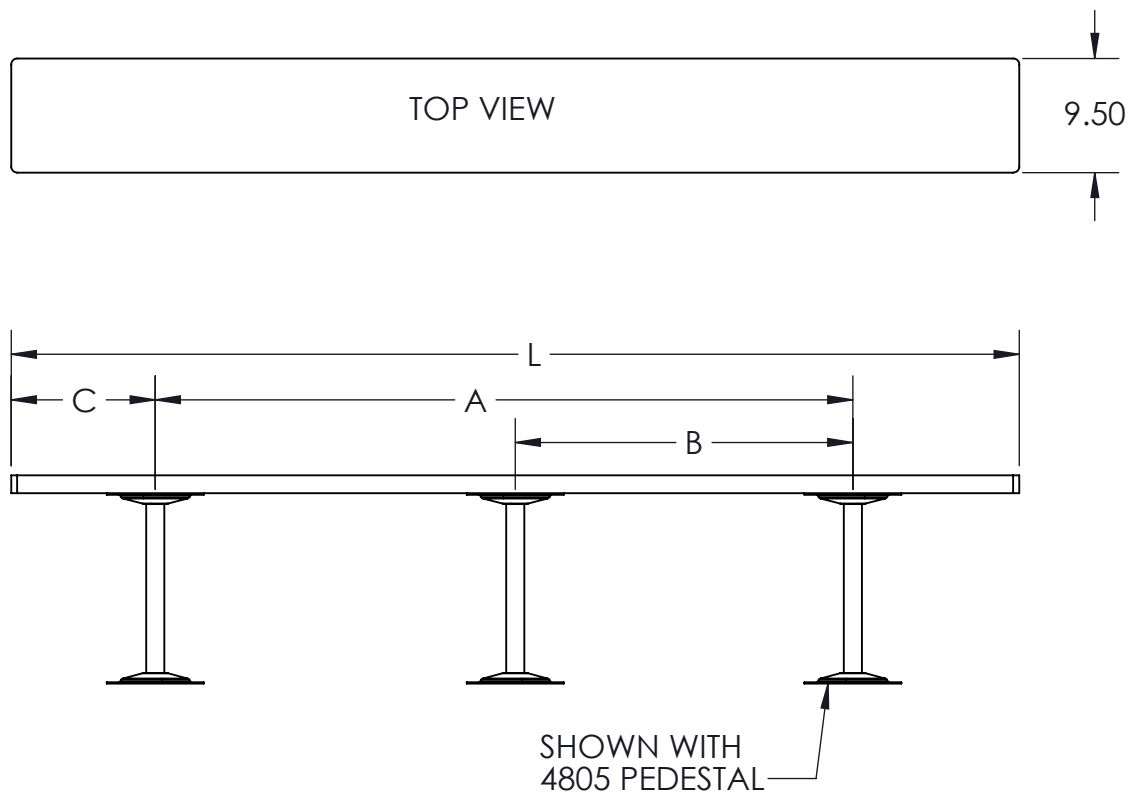


PEDESTAL TO BENCH TOP ATTACHMENT HARDWARE



NOTE: FLOOR ANCHORS
SUPPLIED BY OTHERS

BENCHES & TOPS



| QTY. OF PEDESTALS | |
|-------------------|---|
| 3 FT. | 2 |
| 4 FT. | 2 |
| 5 FT. | 2 |
| 6 FT. | 2 |
| 7 FT. | 2 |
| 8 FT. | 2 |
| 9 FT. | 3 |
| 10 FT. | 3 |
| 11 FT. | 3 |
| 12 FT. | 3 |
| 13 FT. | 3 |
| 14 FT. | 3 |
| 15 FT. | 4 |

| LENGTH | L | A | B | C |
|--------|------|------|-----|-----|
| 3 FT. | 36" | 24" | X | 6" |
| 4 FT. | 48" | 32" | X | 8" |
| 5 FT. | 60" | 40" | X | 10" |
| 6 FT. | 72" | 48" | X | 12" |
| 7 FT. | 84" | 60" | X | 12" |
| 8 FT. | 96" | 72" | X | 12" |
| 9 FT. | 108" | 84" | 42" | 12" |
| 10 FT. | 120" | 96" | 48" | 12" |
| 11 FT. | 132" | 108" | 54" | 12" |
| 12 FT. | 144" | 120" | 60" | 12" |
| 13 FT. | 156" | 132" | 66" | 12" |
| 14 FT. | 168" | 144" | 72" | 12" |
| 15 FT. | 180" | 156" | 52" | 12" |