

FrameWRX™

S T O R A G E S Y S T E M

Change your healthcare storage.
As often as you like.



With the FrameWRX™* storage system from Spacesaver, you get the exact healthcare storage you need. Where, when and how you want it. Now and into the future.

Highly customizable and easily movable, the unique design of the FrameWRX storage system adapts easily to meet your changing storage needs. All it takes is your vision for its unlimited storage possibilities to make the FrameWRX storage system exactly what you want it to be – today and tomorrow.

The only thing you can't change about the FrameWRX™ storage system is its storage efficiency.

CHANGE.

Remarkably flexible.

With its highly modular design, the FrameWRX storage system can be configured in an infinite number of different ways – giving you endless options for how to store more of any variety of items, as efficiently as possible.

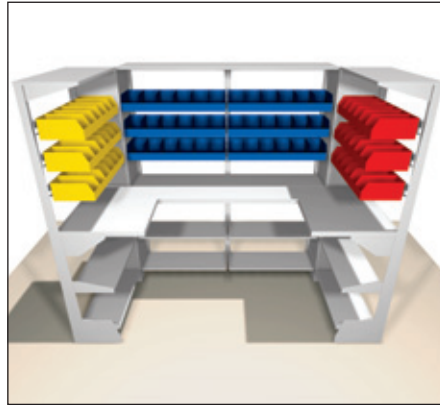

Endlessly adjustable.

No matter how fast or frequently your storage needs change, the FrameWRX storage system keeps pace. Its shelves, bins, pegs, work surfaces and EZ Rail™* technology can all be rearranged on demand – without tools or fasteners.

Readily adaptable.


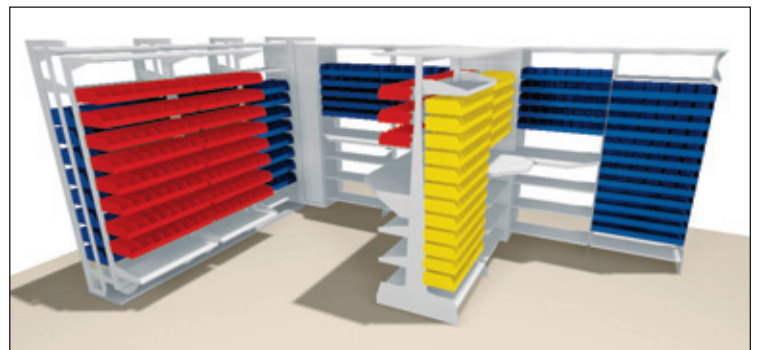

Extremely easy to install and reinstall, the FrameWRX storage system can be taken down, moved and quickly reinstalled in another department or area.

With the FrameWRX storage system, you optimize the space you have. Free up more space to generate revenue. Meet each department's unique storage needs within their space limitations. And maximize your long-term storage ROI.



AFTER CHANGE.

With the FrameWRX storage system, your options – and your storage efficiency – are endless. Look at just a few of the many different ways the FrameWRX storage system can be configured to adapt to your changing needs.



Smooth-Stopping Device

Eliminate the jolting and jarring of sudden stops when moving rolling rows of a FrameWRX HD storage system with this proprietary device.



FrameWRX HD Storage Option

With two rows of storage, this solution greatly increases your storage density while also ensuring high accessibility.




AFTER CHANGE.

All the components of change.

With the innovation of EZ Rail™ technology, the FrameWRX storage system easily accommodates a variety of storage accessories, including hanging plastic bins, peg-board hooks and slat-wall pegs. So you can configure it in as many different ways as you like.

And, with our accessories and customized options, such as work surfaces, shelving, canopy tops, and end panels in a broad range of colors, textures and materials, you can change the look and functionality of the system even more precisely to your needs and environment.



Hanging Bins

Standard hanging plastic bins in a wide variety of sizes and configurations can be mounted to provide one of the highest bin densities and greatest flexibility of any storage product on the market.

End Panels and Canopy Tops

In addition to color-matched steel end panels and canopy tops, choose from an extensive range of colors, finishes and materials, including laminates and acrylics.



Paint Color Options

The FrameWRX storage system is available in a broad range of standard and custom colors that will complement any décor. Electrostatically applied, thermoset powder-coat paint provides a durable hard finish, with superior performance qualities.


EZ Rail Technology

EZ Rail technology helps give the FrameWRX storage system its unmatched degree of flexibility and configurability to fit almost any storage need in your environment.



Slat-Wall Accessories

Standard accessories used with slat-wall systems quickly connect to the EZ Rail technology, letting you hang a wide variety of items on the FrameWRX storage system. Our straightened slat-wall pegs are an ideal solution for storing robot-ready medications.



2-Position Adjustable Shelves

Easy-to-adjust, single-piece shelves can be mounted horizontally or tilted at a 17° slope for gravity feed and easier access.



Work Surfaces

Available in four different shapes and a multitude of sizes in a wide range of patterns and colors, laminate or non-porous solid material work surfaces give you a convenient work area built right into your system.





Spacesaver Corporation
1450 Janesville Avenue
Fort Atkinson, WI 53538-2798
1-800-492-3434
www.spacesaver.com



KI
1330 Bellevue Street
P.O. Box 8100
Green Bay, WI 54302-8100
1-800-424-2432
www.ki.com